



Snippets – April 2023



*Halton Quilters Guild is celebrating
45 years of quilting and friendship!*

April 6, 2023

Meetings are held monthly
on the first Thursday.

NOTE THE CHANGE IN LOCATION

Central Arena Auditorium

**519 Drury Lane,
Burlington**

**Doors open: 6:30 p.m.
Meeting: 7:00 p.m.**

Guests may join us for \$5.
Send a request via our
Facebook page or email
haltonquilters@gmail.com

**Next Meeting:
May 4, 2023**

In this issue:

- 1-3 Guild Information
- 4 Knots and Patches
- 5 Programme
- 6 History
- 7 Workshops
- 8 Sew Days
- 9 Outreach
- 10-1 Quilting Is ...
- 12 Block of the Month
- 14 Advertiser List
- 15 Quilt Shows

WEBSITE:

www.haltonquiltersguild.ca

EMAIL:

haltonquilters@gmail.com

President's Message

Leann Goodall

And in the blink of an eye, it's April and only three meetings remain in the 2022/2023 Guild Year. As announced in March, these meetings (April, May and June) will take place at the **Central Arena Auditorium** located in the **Central Recreation Centre**, 519 Drury Lane, Burlington. This is right beside the Burlington Senior's Centre. As we won't have all of our supplies, **please bring your own snacks and coffee or tea** to the April and May meetings. A decision has yet to be made for the June meeting with its traditional Pot Luck dinner.

In recent days we've seen snow and rain along with those tantalizing and tempting glimpses of Spring. My house plants have decided to go on a growth spurt this week and my Japanese Maple has sprouted new growth that is the most glorious shade of moss green.

It seems to me that, with spring approaching, everyone is rushing to complete quilts for graduations, engagements and weddings. Once those are done, spring cleaning fever hits and our sewing spaces are not exempt. I know my space needs a considerable clean out and reorganization! (Editor: *But think of the treasures you'll find, Leann!*)

*A huge thank you to all the members who stayed after the March meeting to join in a discussion about the Quilt Show. The comments, suggestions and enthusiasm were wonderful to experience. Some members have already stepped up to **volunteer** for Quilt Show positions, but we will still need more help in order to accomplish the goal of having the next HQG Quilt Show. Stay tuned!*

We have exciting plans for the next few months, between Sew Days, Workshops and Meetings ... so many opportunities to learn and expand our sewing/quilting knowledge. Our April meeting will be something a little different from the usual. Please read this entire issue of Snippets for the hidden gems.

*Speaking of gems, have you been inspired by our 45 year Sapphire anniversary? How is your **President's Challenge Quilt** coming along? Please keep in mind that you will need to bring your finished quilt to the June meeting by **6:30 p.m.** for judging.*

Leann

Central Arena Auditorium, 519 Drury Lane, Burlington
Remember your own snacks and tea or coffee!

Newsletter Deadline

Please send submissions for May's Snippets by **Sunday, April 23.**
Susan Atherton, Editor

Newsletter Distribution

Email: Please let us know if you have any issues getting your copy of Snippets.

Website: Past issues are available on the guild website.

www.haltonquiltersguild.ca

Barb Ross **NEEDS TO BE FILLED**

Advertising Rates

Business card	\$ 120 / yr.
3 1/2" by 2"	\$ 15 each
Quarter page	\$ 240 / yr.
3 1/2" by 4 3/4"	\$ 30 each
Half page	\$ 320 / yr.
7 1/2" by 4 3/4"	\$ 40 each
Full page	\$ 440 / yr.
7 1/2" by 9 1/2"	\$ 55 each

When visiting our advertisers, please let them know you saw their ad in this newsletter!

Susan Atherton

Editor / Advertising Co-ordinator
haltonquilters@gmail.com

Halton Quilters Guild 2022 - 2023

Officers of the Executive

President	Leann Goodall
Vice-President	Katherine Hunter
Secretary	Wendy Rajotte
Treasurer	Dianne Goldsmith
Past President	Darla Youldon

Committee Chairs

50 / 50 Draw	Patricia Phillips and Susan Carter
Block of the Month	Janet Fisher and Sheila Keating
Email Distribution	NEEDS TO BE FILLED
Membership	Marilyn McKague, Debbie Biller and and Donna Anthony Sue Curran
New Member Ambassadors	
Newsletter / Advertising	Susan Atherton
Outreach (Comfort Quilts)	Kay Boyd and Sue Curran
Outreach (Neonatal)	Ermy Akers and Pamela Simons
Outreach (Quilts of Valour)	see page 6
Photographer / Historian	Desiree Thyme
Programme	Cheryl Laine
Social	Katalin Lawford and Ellen Marshall
Social Media (Facebook)	Cheryl Laine and Susan Atherton
Social Media (Website)	Susan Atherton
Workshops / Quilt Along Sew Days	Katherine Hunter Mindy Hewitt

ONE EXECUTIVE POSITION REMAINS OPEN ...

and we're just 3 months away from elections for the 2023/2024 guild year!

Newsletter Distribution

Interested? Please contact **Darla Youldon** (Past President).

*Thank you to **Katherine Hunter** for offering to serve as Vice-President and to **Ellen Marshall** for offering to help with the Social Committee.*

What to bring to the April meeting:

Your name tag

Sew and Share

Block of the Month for April

Outreach - Comfort Quilts and Halton Hearts

\$\$ for the 50/50 Draw (Please note that ticket sales will be closed at 7 p.m.)

"Free Table" Items

Social Committee: As noted in the President's Message, due to the change in venue, members will be responsible for bringing their own snacks and tea or coffee to the meeting.

Happy Spring!
Happy Easter!

Membership

Marilyn McKague, Debbie Biller and Donna Anthony

Here we are heading into April and, with daylight savings time, our days are bright longer SO we can quilt after supper!

We continue to ask you to sign in at the tables to reduce congestion at the door. PLEASE make sure you sign in!

Donna will be stationed at the door to hand out your door prize ticket as you enter.

All guests and anyone joining or changing information, please see us at the Membership table.

We welcomed **Brenda Moss, Karen Steiner and Sue Williams** as our newest members at our last meeting, which brings our membership total to **124!** Remember: Guests are only \$5.00, so please bring your friends to our meetings. Perhaps they'll join!

MEMBERS
\$40.00

124 members

HQG "Snips"

50/50 Draw Congratulations to **Eddi-Jo Corbet** who won **\$82.00** at the March meeting. Tickets are 2 for \$1, 5 for \$2 and 20 for \$5! Remember ... Tickets sales now close at 7 p.m.

Best of luck to everyone!

Patricia Phillips and Susan Carter

Sew and Share Photos of items presented at Sew and Share are posted to the HQG website and its Facebook page for members. If you do not wish to have your quilt photographed and shared, please mention this as you are presenting your quilt.

Desiree Thyme

Secretary Know of a guild member who would appreciate receiving a sympathy or get well card? Please contact me via email or phone.

Wendy Rajotte

Ye Olde Fabric Shoppe

Exquisite designer fabrics, patterns and tools to delight and inspire your creative side!

www.yeoldefabricshoppe.com

327 Erie St (corner of West Gore) 519-273-5773
Stratford, ON N5A 2N1 yeoldefabricshoppe@rogers.com

COUNTRY CONCESSIONS Quilt Shop

Helping you build your stash for over 20 years!

35 King St, N. Cookstown
(Just north of Hot Stacks)

We can't wait to see you!

705-458-4546 | countryconcessions.com



Knots and Patches

Katherine Hunter

This is so exciting – my first article as Vice-President. I look forward to working closely with Leann and the executive in my new role as we wind up the current year and plan for a quilt-filled 46th year. Lots of great ideas are being tossed around with regards to workshops, quilt show, retreats, monthly challenges, and quilt/fabric related activities.

Thank you to all the guild members who filled out the workshop survey. It was a great help with our planning. What is really exciting is that our members have, once again, stepped up to share their talents and lead our workshops. We will continue to use the Police Community Rooms and offer these workshops free of charge.

Some of the workshops in the 'works' for next year include rope bowls, disappearing blocks, English Paper Piecing, and binding techniques. We will also be offering a Christmas Ornament workshop in July and the Dresden Neighbourhood block in August.

Carol Doak method



caroldoak.com

Thank you, Annette, for the paper piecing workshop. My Carol Doak paper-pieced block is quilted with a Celtic Knot pattern and a flange added to the binding.

Having said I wouldn't do another one, I decided to try the free pattern from Rebecca Bryan's Modern Triangles website. Her designs are wonderful and so colourful. It uses a slightly different technique than the one we used at the workshop. Let's just say that it's done!

The Carol Doak method uses more fabric but you don't end up with reversed patterns and missed spaces.

Rebecca Bryan method



bryanhousequilts.com

Thank you to the members who stayed after the March meeting to explore the possibility of a quilt show in the not too distant future with several stepping up to take lead positions for the show. I know, once we are able to solidify our plans, we will have an army of volunteers from the membership. As we continue to search for a venue, we welcome all suggestions and legwork done by our members. There will be a quilt show gathering after the April guild meeting and I encourage anyone who is able to join us. Some of the issues to be discussed will be the availability of a venue, the date of the show, how small/big do we want to go, and what will be the focus of the show.



While in isolation during COVID I enjoyed making postcards. I now belong to an international group who swaps fabric/quilted postcards every month. We have a theme to interpret and are given a match each month. It is fun to go to the mail and find a postcard from various places in Canada, the U.K., Sweden, and the USA, just to mention a few. I also enjoy sending them to my friends and family. My granddaughters' roommates at university also look forward to receiving mail for special days.

Many thanks for your time and attention. I look forward to seeing you all on Thursday, April 6th for our monthly meeting. I don't know you all by name but I will make a concerted effort to add a few more names to faces each month.

Katherine

Programme

April 6, 2023

Cheryl Laine

A Learning Evening

It's time to try something new and different at this April guild meeting! So the evening will feature four members sharing some quilt ideas and techniques in a round robin of demonstrations.

Katherine Hunter will present the **Dresden Neighbourhood**, a fun wall hanging that plays with Dresden blades and applique.

Cheryl Laine will present **Binding your Quilt** and share tips for both machine binding and hand binding your quilts. We all like to see how others put that finishing touch on their quilts.

Annette Guenther will present **Paper Piecing Using Freezer Paper**. This is another way to do paper piecing, and you don't need to remove the paper when you're finished!

Leann Goodall will present the **Help Desk**. Do you need advice on a project? Do you need a second opinion on colours? Bring in pictures, or even your project for some helpful insight. And, if she doesn't have an answer, Leann will refer you to someone in the Guild who will know.

Each demonstration will be set up at separate tables with members divided into smaller groups. A timer will be set for 15 minutes so each group will be able to rotate around the room. Then we will break for tea/coffee and continue with the business portion of the meeting.

Central Arena Auditorium, 519 Drury Lane, Burlington

Remember your own snacks and tea or coffee!

See you there!

The
Quilt
Store.ca



**Now in TWO locations
To serve you better!**

www.thequiltstore.ca

40 -17817 Leslie Street, Newmarket
1-695 Plains Road East, Burlington

Guild Members receive 10% off
(Regular Priced Items)

accuquilt
BERNINA

baby lock

Handi Quilter
Designed by a Quilter, for Quilters.
JANOME




Compass Quilt Company

Computerized Longarm Services
www.compassquiltcompany.ca

Cheryl Laine Burlington, ON. 289-230-4310
cheryl@compassquiltcompany.ca

*I can't find any quilting jokes.
I'm running out of material.*



FABRICS QUILTS & MUCH MORE

3855 Bruce Rd. 4
RR#1 Formosa, ON
5km North of Teeswater

Hilda Wales
(519) 392-6046
www.sanityhill.ca



*Despite the weather, “spring is in the air” and that means purging in Katherine Hunter’s basement! So I took home a large tote filled with guild binders from 1977 to 2015, and after taking a peek, decided to look through and share with you. These binders are filled with notes from our Executive and general meetings, quilt patterns, photos and past newsletters (so glad I don’t have to write Snippets on a typewriter!) A big THANK YOU goes to past Historian **Diane Thurner** for all the work she put in sorting, purging and organizing! So it’s time to put the kettle on and enjoy learning details about our guild’s history. **Susan Atherton***

SNIPPETS FROM OUR PAST

Desiree Thyme and Susan Atherton

OUR FIRST YEARS IN REVIEW

1977/78 (23 members) Originally the Halton County Quilters’ Guild, we were renamed the **Halton Quilters’ Guild** at the second meeting! *(I’m now on the lookout for when the apostrophe was officially dropped!)* The membership fee was \$5.00 and name tags cost 10 cents each.

The guild set up their large quilting frame at John Wilson School and chose 3 quilt projects - Trillium, Tudor Rose and Nine Patch. The Trillium quilt was an original design by **Rosemary Makhan**, President and founding member of our guild. It won honourable mention in the CNE Centennial Quilt Competition.

Our first bus trip was arranged to Elmira.

A buffet supper was catered for the June meeting at a cost of \$2.75 per person.

1978/79 (43 members) Our first newsletter (nameless) was sent out in August. Typed and without photos, it was full of information on classes, quilt shops and guild info.

A second bus trip to Elmira was arranged at a cost of \$12 per person.

We joined the Oakville Arts Council and had our first Quilt Show (April) at the Granary in Oakville.

1979/80 (53 members) It was decided to keep a Quilt Register (photos and relevant information) of all members’ quilts. *(Hmmm. Do we still have the register in one of the boxes? How long did this last? Can you imagine doing that now!)*

Plans were made for a Quilt Show in April at the Oakville Arts Council Spring Festival..

Another trip to Elmira was planned for April at a cost of \$15 with lunch included.

1980/81 (50 members) Meetings were moved to the Red Cross Building (Navy Street).

Due to poor quality lighting, the Quilt Register no longer included photos!

A bus trip to Violet Hill was planned.

Maureen Barber submitted the winning design in a competition for the guild logo. Our HQG banner was unveiled at April’s Quilt Show which was held at Trafalgar Hall (with a \$1 admission fee to cover the \$200 hall rental cost). *(Trafalgar Township Hall was on the southeast corner of Dundas and Trafalgar aka Seventh Line. Not any more!).*

1981/82 (64 members) The membership fee was increased to \$10.

Members were asked to now sign in upon arrival at guild meetings.

Our guild became an affiliate member of the Ontario Crafts Council and joined Quilt Toronto ’81 (new - later became Quilt Canada). The Canadian Quilters Association was formed at Quilt Toronto ’81.

Members enjoyed a bus trip to Niagara--the-Lake, held a successful Quilt Show in May at the Trafalgar Hall, and organized several Quilting Bees throughout the guild year. *(Now we have Sew Days!)*

There is a rich collection of information on speakers and workshops in these binders, and we’ve only just started these monthly columns! I must share one workshop title that made me laugh out loud -

“Does your Rolls Royce quilt top become a Pinto when quilted?” Marjorie Puckett (1982)

Future Project? Create scrapbooks of photos and newspaper items for easy sharing with members.



Workshops

Katherine Hunter

WOW! We had a full house on March 23rd for the paper-piecing workshop led by our own **Annette Guenther**. Almost everyone completed their block. I expect Sew and Share at April's meeting will likely showcase these diverse and wonderful colour variations created by participants.

April 29 (Saturday) - Hand Applique with Valerie Prosser

May 12 (Friday) - Quilt-As-You Go Workshop with Sue Paquette Sue will lead us through the steps to make a table runner with the "quilt-as-you-go" method. A few spots still remain.

The **Christmas Ornament** workshop with **Sue Curran** will take place in **July**, not June as previously indicated. Please continue to watch this space for information on a new workshop in June.

Location: District 2 Police Station (Community Room), 95 Oak Walk Dr. (entrance off Post Rd. / Sixth Line and Dundas, just west of the Walmart Plaza / Trafalgar Rd.)

KINDRED SPIRITS
EST. QUILT CO. 2010

Quilt Shop & Sewing Store
211 Martindale Road, St. Catharines
905-397-9500

Fabric - Machines - Classes - Events
Shop online at:
www.kindredspiritsquiltco.com

baby lock **Handi Quilter** **accuquilt**
FOR THE LOVE OF SEWING Designed by a Quilter, for Quilters! *Let's not make a better quilt.*

THE QUILT PLACE

HEATHER STOCK
519-625-8435
heather@thequiltplace.ca
www.thequiltplace.ca

**Fabric, Quilting Supplies,
Ready & Custom Made Quilts**
3991 Perth Rd. 107, Box 223, Shakespeare, ON N0B 2P0

Hamilton Sewing
www.hamiltonsewing.com

*Quilt Members receive
25% Off Fabric
Everyday*

michele@hamiltonsewing.com
1564 Main St. W. Hamilton On Phone 905 527 6794

Hamilton Sewing Special

Handi Quilter

AMARA

10 or 12
Foot Framed
On Sale
Now!

Experience quality, precision, and a world of quilting possibilities.

From baby quilts to king-size, the HQ Amara is the perfect fit for your style of quilting.

1564 Main Street West Hamilton On. - 905 527 6794 - hamiltonsewing.ca

Sew Days

Mindy Hewitt

Looking to spend a day sewing and chatting with fellow quilters? Sew Days are just the thing for you!

The next Sew Days booked are all Thursdays - **April 20, May 25 and June 15**. Just bring your sewing project and enjoy the company!

Contact me if you wish to attend. I am hoping to set up dates for July and August, too!

So mark your calendar and join us at **District 3 Police Station**, 3800 Constable Henshaw Blvd. (Walkers Line and Dundas) any time from 9 to 4.



www.sewtec.ca paul@sewtec.ca

Paul Taylor 905-638-3814



Kay's Quilting and Longarm
Computerized Longarm Quilting Services
(H-905-332-0363) (C-289-439-2388)
kay.boyd65@gmail.com
Burlington, ON



Heirloom Treasures
Creative Sewing Studio

Distinctive fabric, notions, patterns and designs to meet all your quilting, machine embroidery and bag making needs

Find us at 132 Governors Rd. E., Paris, ON N3L 3E1
Studio Hours: Wednesday - Saturday 10am - 4pm
519-774-5164 heirloomtreasures01@gmail.com
[facebook.com/HeirloomTreasures132](https://www.facebook.com/HeirloomTreasures132)
www.heirloomtreasures.ca

Hamilton Sewing Specials!



BABY LOCK SEWED
LONGARM GETAWAY VIRTUAL EVENT

In Stock!

\$469 Value
*Does not include machine price

Hamilton Sewing
www.hamiltonsewing.com

Quilt Members receive
25% Off Fabric
Everyday

michele@hamiltonsewing.com
1564 Main St. W. Hamilton On Phone 905 527 6794

You started your quilt, and now you can finish it with the Baby Lock Gallant.

Packed full of features, the Gallant is just what you need to complete any quilting project.

1564 Main Street West Hamilton On. - 905 527 6794 - hamiltonsewing.ca

Outreach

Quilts bring comfort ... one quilt at a time



One common thread among quilt guilds is the Outreach Committee which is responsible for providing quilts to those in need of comfort. The gift of a quilt brightens the bad days and acts as a comforting reminder of the kindness of others.

An important aim and objective of our guild is to **"participate in community projects"**. We have a proud history of making these "comfort quilts" and providing an important service to our community, donating quilts to local groups who make a difference and to individuals in need of comfort.

Comfort Quilts

Kay Boyd

One who sleeps under an Outreach quilt is comforted by knowing someone has cared.

As always, our donations of quilts to charitable organizations are always appreciated. While the quilts may be as simple or complicated as you wish to make them, here are some quilts from past years whose pattern might appeal to you as a quick project on one of those rainy spring days we might expect in the coming months!



Halton Hearts ♥

Ermy Akers and Pamela Simons

155 hearts were recently donated to MacMaster NICU. More kits will be available at the April meeting.

With several members new to the guild, it seems a good time to recall how our guild's participation in this project began. In 2018 **Annette Guenther** learned that McMaster's NICU was interested in **Inspirational Hearts** whereby flannel hearts ♥ are given to Moms and Dads with newborns in the NICU. The heart is worn against their skin so that the fabric absorbs the scent of the parents. The hearts are placed in the incubator/crib so that the scent is always with their baby. Research shows that this calms the baby. When released from hospital, the babies and their families take these hearts home with them! Thanks again, Annette, for introducing our guild to this worthy endeavor.

"She continued to defy odds with (our) heart by her side, (her) heart by ours. Not only did this make a difference for our girl but her scent gave me the ability to provide all of her milk." (taken from the Premies of the Carolinas website)

*My feet are very small
and the way is hard
but I do not walk alone*

20,443



QUILTS OF VALOUR - CANADA

Visit www.quiltsofvalour.ca to read testimonials, see photos and learn more about the QOV-Canada Society. Questions or quilts you wish to donate? Email **Alison McDonald** (alison@longarm.ca), the Regional Representative for Hamilton and the surrounding area.



*Quilting is
a “connecting thread” to new people one meets
in a totally unexpected way!*

And one thread leads to another ...

Susan Atherton

Last September when meeting with some high school friends not seen in years, I naturally mentioned that I enjoyed spending my time quilting. Our hostess Jane said that her daughter-in-law's mother, **Janet Reader Day**, also quilted and brought out her prized possession, a quilt made from a photo taken of Jane pushing Alida, her granddaughter on a swing. The quilt had won 1st place in the **2021 TrendTex Challenge**, and Jane was pleased she was able to win the bidding on it!



Even When I Push You Away, You Always Come Back

Artist Statement: *Friends stick with you through “thick and thin”, through the good times and the bad, even when you push them away, they just won’t abandon you. In my mind a swing set symbolically depicted this trait beautifully.*

Techniques: *raw edge applique; yarn and thread embellishment; binding with faux piping; a top layer of tulle restrains the raw edges from fraying*

Credits: *Original work from a personal photo*

Thanks to grandson Jesse for happily displaying the quilt for me!



I was excited to learn Janet's daughter Gene and family lived in the farmhouse next door, so naturally I hinted I would love to see more of her quilts, and Gene kindly invited me into her home to see them.

But the story doesn't end here. At the October meeting quilt appraiser and HQG member **Judy Lyons** was our speaker and shared many TrendTex Challenge pieces she had acquired. Among them was Janet's **Canadian Firsts** which had won the 2017 Viewers' Choice. Judy chose to buy this piece as “*This art quilt touched on a lot of symbolism in Canadian history.*”

Artist Statement (in part): *This quilt highlights some of Canada's natural resources, our love for winter sports, a railway ‘Stitching’ Canada together.*

Techniques: *fusible appliqué, crayon, and thread embellishment*

Judy is currently working on her upcoming book “*which will feature quilt history lost -but not forgotten - during the centennial years.*”

Janet is past President and now Quilt Show Chair for the Prince Edward County Quilters' Guild.



Thank you to Jane whose invitation to stay at the **Thompson Farm Guest House** in Prince Edward County (close to Picton and Sandbanks Provincial Park) led to this amazing experience. (www.bbcanda.com/9346.html)

And where better to stay for the Prince Edward County QG Quilt Show in July! (*Hmm. Its name sound familiar?*)



Connecting threads ... connecting people

An Interview with Janet Reader Day

I was so fascinated by how all this came together that I decided I would like to learn more about Janet and her quilting journey, so I asked some questions!

How did you get started quilting? Who taught you?

Introduced to the basics in 2005, I can't say I was "bitten by the quilting bug" until I attended a quilt show. I instantly knew I needed to join the guild to learn how they made such a variety of amazing quilts.

What is it about quilting that you like?

I love creating something useful, beautiful, and lasting. I enjoy almost every aspect of making a quilt, from planning the design, choosing fabric, to top stitching it together. However, I tend to veer off with a rotary cutter (yikes), and I find the piecing part very tedious. Top stitching is my favourite aspect of the whole process, followed closely by basking in that wonderful feeling of accomplishment received upon completion of each project! It is simply a joy to turn my ideas into reality.

What is your favourite type of quilt to make? Why?


My favourite is a portrait quilt. Each portrait involves all the parts of quilting that I enjoy most and is much faster to complete than making a bed sized quilt. A faster project brings a "happy completion high" only weeks after starting, as opposed to months later. (I'm very slow and methodical.)

Do you have an "I can't believe I did that" story related to your quilts?

It seems I always have to learn "the hard way". My impatience to start and complete a project has caused me to use some unorthodox methods and tools, skipping tried and true methods. I once used cereal box cut-outs pinned to a bed sized quilt sandwich, then tried to stitch a curved design around them with a walking foot. This was before I had a stencils, marking tools and a machine capable of free motion quilting. Needless to say, picking cardboard chunks out of a row of stitching wasn't fun!

Do you have a funny quilting anecdote to share?

The third quilt I made was a 'quilt as you go' one. Before I could join the sandwiched blocks together, I needed to trim them all down to the same size. So I sent my husband to the hardware store to have a piece of Plexiglas cut to the size I needed. Who knew that hardware store cut Plexiglass isn't perfectly straight and square? Lesson learned (again), to wait until you own the proper tools!



Block of the Month

Janet Fisher and Sheila Keating

MAY - April Showers bring **MAY FLOWERS**

... a faux square in a square with a twist!

You will need:

2 - 6" squares of complimentary background fabric



1 - 7 1/2" focal floral fabric

1 - 10" outer fabric

Directions:

1. Place the 2 - 6" squares with right sides together
2. Sew a 1/4" seam around the outer edge
3. Mark an X on one of the 6" squares
4. Separate the 2 squares, make a small clip on the X line or insert a seam ripper in the centre of X, making sure not to go through both fabrics, cut a couple of threads.
5. Insert sharp pointed scissors, cut along lines of X to the corner stitch line but do NOT cut through
6. Press the cut triangles out to form the 1st new block
7. Square up to 7 1/2" positioning the ruler equal distance between points on the side of the block.
8. Place the 7 1/2" focal square right sides together with the focal fabric on bottom to ensure the seams on top block don't get flipped. Sew 1/4" seam around outside.
9. Mark an X on the first block not on the focal fabric.
10. Repeat from #4 to #6 This will form the 2nd new block.
11. Place the 10" outer block with right sides facing on the bottom of the 2nd new block and sew 1/4" around the outer edge.
12. Mark an X on the 10" outer square and cut and press.

The unfinished block will be 12 1/2 inches.

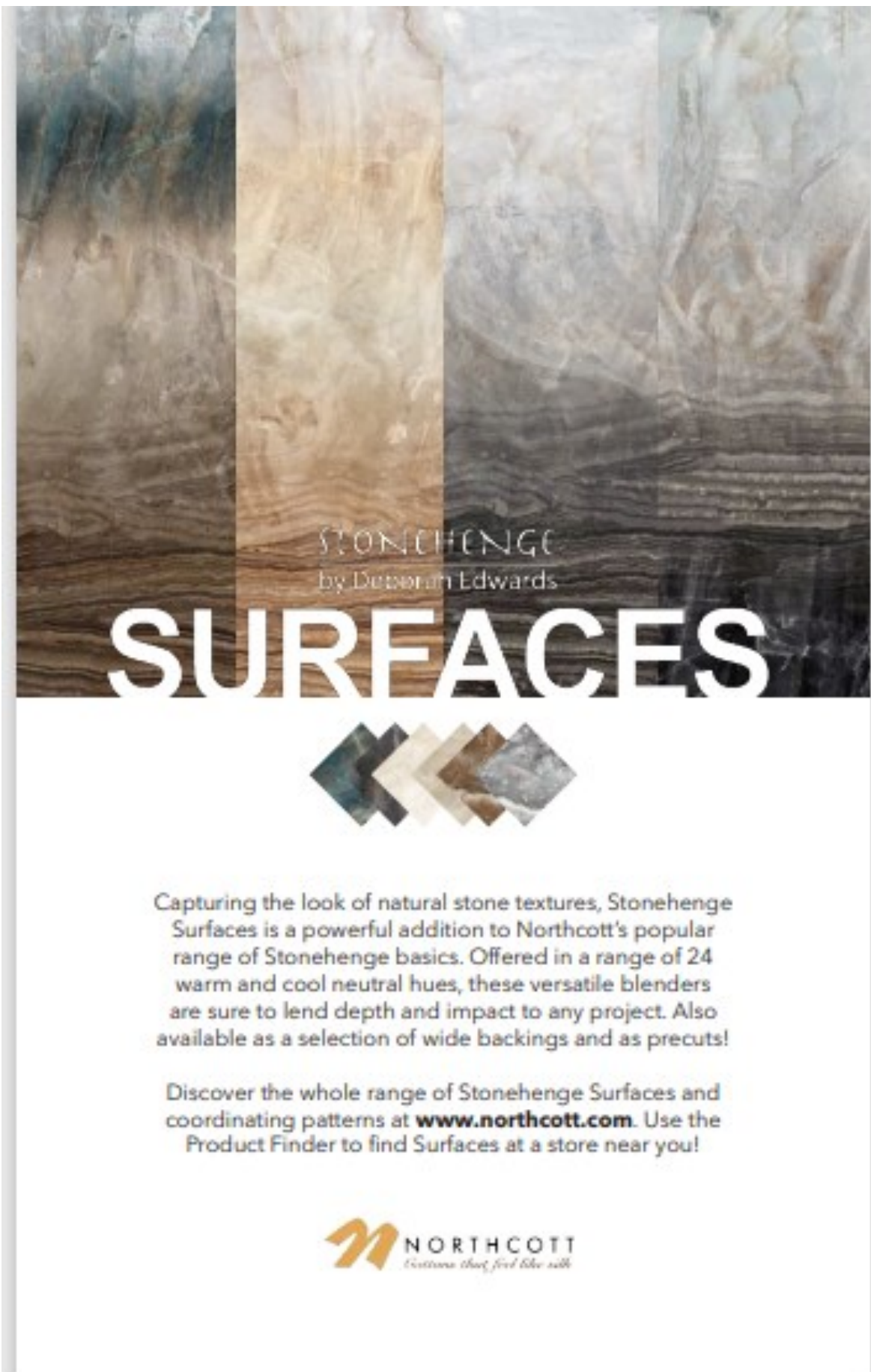


Congratulations to **Patti Wiggs** who won **35** blocks in the draw for March's BoM. How appropriate, considering Patti's son was born on St. Patrick's Day!

Calling All Winners of the monthly BLOCK of the MONTH challenge!


Let's see how those blocks went together to make an awesome quilt! I'd like to do a feature on BoMs from both the current guild year and past ones as well. Please email your photos to **Susan Atherton** and hopefully there will be enough to do something in a future issue of Snippets. **No one has sent me any as yet. Are they all UFOs?**



The advertisement features a large background image of various stone and wood textures. A vertical strip of light-colored wood is prominent in the center. Overlaid on this is the text 'STONEHENGE by Deborah Edwards' in a serif font, followed by 'SURFACES' in a large, bold, white sans-serif font. Below the title is a graphic of five overlapping diamond shapes in different colors (dark blue, light blue, beige, brown, and grey). The text 'Capturing the look of natural stone textures, Stonehenge Surfaces is a powerful addition to Northcott's popular range of Stonehenge basics. Offered in a range of 24 warm and cool neutral hues, these versatile blenders are sure to lend depth and impact to any project. Also available as a selection of wide backings and as precuts!' is centered below the graphic. Further down, it says 'Discover the whole range of Stonehenge Surfaces and coordinating patterns at www.northcott.com. Use the Product Finder to find Surfaces at a store near you!'. At the bottom is the Northcott logo, which consists of a stylized orange 'N' followed by the word 'NORTHCOTT' and the tagline 'textures that feel like silk' in a smaller font.


STONEHENGE
by Deborah Edwards

SURFACES



Capturing the look of natural stone textures, Stonehenge Surfaces is a powerful addition to Northcott's popular range of Stonehenge basics. Offered in a range of 24 warm and cool neutral hues, these versatile blenders are sure to lend depth and impact to any project. Also available as a selection of wide backings and as precuts!

Discover the whole range of Stonehenge Surfaces and coordinating patterns at www.northcott.com. Use the Product Finder to find Surfaces at a store near you!



NORTHCOTT
textures that feel like silk

Interested in getting the newsletter from Northcott?

Visit www.northcott.com.

Click on "About Us" and then click on "Contact Us" to sign up for the monthly newsletter.

Get news from Northcott right to your inbox! See the latest collections shipped to stores, get free patterns, hear about the latest news as well as enjoy sneak peek highlights about upcoming collections and events.



*Want to put some **SPRING** in your step?*

Visit one of our advertisers and lift your spirits with some new fabric!

BURLINGTON	The Quilt Store 1-695 Plains Rd. East, Burlington / 905-631-0894
COOKSTOWN	Country Concessions 35 King St. North, Cookstown / 705-458-4546
HAMILTON	Hamilton Sewing 1564 Main St. West, Hamilton / 905-527-6794
PARIS	Heirloom Treasures 132 Governors Rd. East, Paris / 519-774-5164
SHAKESPEARE	The Quilt Place 3991 Perth Rd. 107, Shakespeare / 519-625-8435
ST. CATHARINES	Kindred Spirits Quilt Co. 211 Martindale Rd., St. Catharines / 905-397-9500
ST. CATHARINES	Up Yur Quilt 395 Ontario St., St. Catharines / 289-362-1443
ST. MARYS	Kalidoscope of Quilts 17528 Elginfield Rd., St. Marys / 226-661-4004
STRATFORD	Ye Olde Fabric Shoppe 327 Erie St., Stratford / 519-273-5773
TEESWATER	Sanity Hill Fabrics 3855 Bruce Rd. 4, Formosa/Teeswater / 519-392-6046
OTHER SERVICES:	
BURLINGTON	Compass Quilt Company (longarm service) 289-230-4310
BURLINGTON	Kay's Quilting & Long Arm Service H 905-332-0363 / C 289-439-2388
BURLINGTON	Honeybee Quilt Studio (longarm service) honeybeequiltstudio.ca
BURLINGTON	Judy Lyons, Quilt Appraiser 905-639-2441
BURLINGTON	Sew Tec (sewing machine repairs) 905-638-3814
BURLINGTON	Darla Youldon, ReMax 289-888-1987



Darla Youldon
sales representative
289-888-1987
darla@ccgc.ca

Dreaming of your next home with a quilting room?
I can help you make the move!

honeybee
QUILT STUDIO

Computerized
E2E Longarm
Quilting
by Sylvia Lamothe
Burlington, Ontario

honeybeequiltstudio.ca
✉ honeybeequiltstudio@gmail.com

Up Yur Quilt

Henley Square Plaza
395 Ontario St, St. Catharines, ON
289-362-1443
UpYurQuilt@gmail.com
www.UpYurQuilt.ca
Tue, Thur & Fri 8am-4pm
Wed 8am-6pm & Sat 8am-12pm
Sun/Mon closed
In store and website shopping.

Judy Lyons
Quilt Appraiser & Lecturer

By appointment
(905) 639-2441
judy.lyons35@gmail.com

Antique, Traditional
Contemporary & Art
Quilts

Kalidoscope
OF QUILTS

KAREN PAYTON


17528 Elginfield Road
St. Marys, Ontario N4X 1C6
226-661-4004
karen@kalidoscopeofquilts.ca
www.kalidoscopeofquilts.ca

HQG Members! If you attend any of these quilt shows, please tell us about it ... the venue, the quilts, the vendors, the atmosphere. Photos would be awesome, too. **Susan Atherton**

Upcoming 2023 Quilting Events

* poster

- April 3*** Quilting to the Tunes, Haldimand QG, Hagersville (southeast of Brantford)
- April 15 to 16*** A Million Little Stitches, Region of York QG, Newmarket
- April 20 to 22*** Piecemakers Quilt Show, Huron Perth QG and Stonetowne QG, St. Marys
- April 29 to 30** Quilting in the Valley 2023, Arnprior and District QG (northeast of Ottawa)
- April 29 to 30*** Reflections of Georgian Bay, Georgian Bay QG, Tiny (northwest of Barrie)



- May 6 to 7*** Sunshine Quilt Show, Orillia QG, Orillia
- May 11 to 13*** Pieces of Magic, Oxford QG, Embro (east of London)
- May 26 to 27*** Thousand Island QG Show and Sale 2023, Gananoque
- May 26 to 28** Superior Quilt Show, Thunder Bay QG, Thunder Bay



- June 2 to 3** Muskoka Quilt Show, Pine Tree QG, Bracebridge
- June 2 to 4** Quilts Kingston 2023, Limestone QG and Kingston Heirloom QG, Kingston
- June 3 to 4** Behind the Seams Quilt Show, Trent Valley QG, Brighton
- June 8 to 10** Quilt Canada 2023, Halifax, N.S.
- June 10 to 11*** Stitching Among Friends, Quilting Corners Guild, Alliston
- June 16 to 17*** Stitches in Bloom, Chatham-Kent QG, Chatham
- July 7 to 8** Quilts on the Tay Quilt Show, Lanark County QG, Smiths Falls
- July 8 to 9*** A Stitch in Time 2023 Quilt Show, Prince Edward County QG, Wellington
- Sept. 7 to 9** Northern Quiltfest, The Quilt Barn, Earlington (north of North Bay)
- Sept. 8 to 9 NEW!** London Modern Quilt Guild Quilt Show, London Modern QG, London