

SNIPPETS



Halton Quilters Guild

... celebrating 42 years of quilting and friendship!

February 2020

Meetings are held monthly
on the first Thursday.

February 6, 2020

Outreach Sewing Day
begins at 1:00 p.m.

Meeting starts at 7:00 p.m.

**Mainway Arena
(Auditorium)**

**4015 Mainway Drive,
Burlington**

Guests are WELCOME!

Admission is \$ 5.00

Next Meeting: March 5, 2020

In this issue:

- 1 President's Message
What to bring to the meeting
- 2 Newsletter Information,
Executive Members, Meeting
and Advertising Information
- 3 Feature on the Executive
- 4 Calendar, Secretary, Treasurer,
New Members, Membership
- 5 Social, 50/50 Draw, Library
- 6/7 Outreach, Couture Club
- 8 Northcott feature
- 9 Workshop
- 10 Programme, Mystery Quilt
- 11 Block of the Month
- 12 Quilting Is, "What is It?"
- 13 Upcoming Quilt Shows,
List of Advertisers

www.HaltonQuiltersGuild.ca

President's Message

Darla Youldon

Hello, fellow quilters! I hope you and your loved ones are all healthy and happy. For those of you in the Halton area, I am receiving regular reports from my son about how cold it is at home. For those who are reading this from Florida or elsewhere in the southern U.S., I understand it is quite cool there also. This past week even the Caribbean has been windier and cooler than normal. We all have to acclimatize and enjoy the winter!

I managed to stuff my suitcase with quilting material and baggies of blocks which I cut up before I left home. I am fortunate to have my sisters with me on this trip and both are eager to learn to quilt. So, for the past 3 weeks, I've been teaching them the basics! What fun I'm having! We've had to order more Kaffe Fassett Collective fabric! Hopefully it will arrive before our next guest joins us on February 1st. Of course, they chose King Size quilts for their first projects ...lol.

I am sorry to be missing these winter meetings; they sound like so much fun. Enjoy and please take lots of photos. I can't wait to see what's been going on.



FEBRUARY is OUTREACH month!

Spend an enjoyable afternoon with other quilters as we create beautiful quilts that will give some *comfort* to others in our community. (more info on page 6)

What to bring to the February meeting:

AFTERNOON:

- ♥ Quilting supplies, sewing tools and other items (see page 4)
- ♥ Optional: finger food snacks* to share

EVENING:

- ♥ Name tag and membership card
- ♥ February's Block of the Month
- ♥ Library Books
- ♥ Sew and Share
- ♥ Outreach Comfort Quilts and Halton (Inspirational) Hearts
- ♥ Please bring **BRIGHTS** fabric for Comfort Quilt kits.)
- ♥ Treats* from members with surnames **M**

♥ *Please label if the item is gluten-free or has nuts / seafood



Newsletter Deadline:

The next HQG newsletter will be in MARCH. The deadline is **Wednesday, February 19th.**

Susan Atherton

gs.atherton@outlook.com

Newsletter Distribution:

Email: Barb Ross

If you signed up to receive Snippets by email, and are not receiving it, please let me know.
bjross@cogeco.ca

Website:

www.haltontailersguild.ca

Guild Meeting: Members may pick up a copy (\$15.00 added to membership fee to cover cost.)

Executive Meeting

The Executive meets at 7:00 p.m. on the fourth **Thursday** of the month, including August to November and January to May.

HQG members are **always** welcome to attend. Speak to a member of the Executive for further information.

So **COME and SEE** what being on the Executive is all about. There's no commitment!

Advertising Rates

Business card	\$ 15 / mo.
(8 issues + 1 free)	\$ 120 / yr.
Quarter page	\$ 30 / mo.
(8 issues + 1 free)	\$ 240 / yr.
Half page	\$ 40 / mo.
(8 issues + 1 free)	\$ 320 / yr.
Full page	\$ 55 / mo.
(8 issues + 1 free)	\$ 440 / yr.

When visiting any of our advertisers, please let them know you saw their ad in this newsletter!

Susan Atherton

Editor / Advertising Co-ordinator
gs.atherton@outlook.com

Halton Quilters Guild 2019 - 2020 Members of the Executive

President	Darla Youldon
Vice-President	Leann Goodall
Past President	Jean Decaire
Secretary	Karen St. Aubin
Treasurer	Cathy Lamothe
Membership	Mindy Hewitt & Marilyn McKague
New Member Ambassadors	Sue Curran, Joanne Ellis, Gloria Bilous
Outreach (Comfort Quilts)	Cathy & Sylvia Lamothe
Outreach (Neonatal)	Ermy Akers & Pamela Simons
Outreach (Quilts of Valour)	Alison McDonald
Programme	Cheryl Laine
Workshops	Donna Vetter & Katherine Hunter
Block of the Month / Mystery Quilt	Katherine Hunter & Donna Douglas
Social	Katalin Lawford & Christina Coutts
Library	Kathleen Seles
50 / 50 Draw	Sheila Keating & Brenda Forsey
Newsletter / Advertising	Susan Atherton
Newsletter Distribution	Barb Ross
Website and Facebook	Susan Atherton
Photographer	Ildi Kocsis
Historian	Desiree Thyme

Volunteering for guild activities is a great way to meet other quilters while having fun and contributing to your guild.




THANK YOU TO ALL WHO ARE SERVING
ON THE 2019—2020 HQG EXECUTIVE!

**AN IMPORTANT REMINDER IN CASE OF INCLEMENT WEATHER:**

Guild meetings will be cancelled if the City of Burlington decides to close Mainway due to weather conditions. Check for updates on www.burlington.ca or call (905) 335-7738 for a recorded message. You may also sign up for emails from www.burlington.ca/enews. Should a facility closure occur, we will make every effort to send out a notice of the meeting cancellation to all members, but the above steps will ensure you have up to date information.

Getting to Know Your HQG Executive!

Mindy Hewitt, Membership



What is it about quilting that you like?
I am very attracted to quilting for two reasons. One, I love fabric and colour! Two, I love the sentimental "gift from the heart" component in making a quilt.

What is your favourite type of quilt to make?
My favourite quilts are pieced blocks, I also love to embroider, whenever and wherever I can! This year I plan to explore cutwork with my embroidery. I love the look of this on napkins.

How long have you been a member? 11 years
I feel very fortunate to have joined this guild. I have learned so much from so many talented wonderful women I now call my friends. I truly appreciate your friendships!

Do you have an anecdote to share?
My goal this year is to finish at least two more UFOs. One is a double wedding ring quilt that I started 12 years ago for my son and daughter in law. This summer will be their 10th anniversary! I thought I should aim to have the quilt finished for that!

Donna Vetter, Workshop



How did you get started quilting?
How difficult could it be, I thought to myself. I'm not a life long sewer. My husband gave me a Kenmore in 1981 and it was still pristine in 2012 when I retired. But, never one to shy away from a challenge, I decided to become a quilter!


The first step was to join the guild in 2012, the best decision I could have made. Quilting has given me a sense of community, taught me patience, and allowed me to be creative.

What is it about quilting that you like?
Going to retreats! I get to sew all day with friends, not feel guilty about avoiding chores, and have someone else prepare meals! Are three retreats a year too many?

Do you have an anecdote to share?
Quilting is an expensive hobby, and I can now see why my husband spent so much money on tools! I must have some Scottish blood, though. I'm constantly making a new quilt from the leftover fabric of a completed quilt. Ask to see some of my turquoise creations ...

Our Halton Quilters Guild volunteers are the BEST!

Kathleen Seles, Library



What is it about quilting that you like?
I love the creative process. There are so many different aspects to it. Whether you love the pattern making process, the piecing of the top or the quilting of the quilt, and you partake in just one or all of it, you are a quilter!

What is your favourite type of quilt to make?
My favourite type of quilt to make changes all the time. I tend to gravitate towards easily pieced quilts. I am not patient enough to go slowly nor accurate enough for intricate piecwork, so this allows me to spend more time and energy on longarm quilting the tops ... as opposed to the amount of time I spent piecing them!

How long have you been an HQG member?
6 years

Ildi Kocsis, Photographer



How did you get started quilting?
It all began in my grandma's sewing room. I was fascinated by her stash. I loved sitting alongside her as she sewed on her Singer Treadle. I was soon entrusted with hand stitching the hemline and buttonholes on her creations.

Fast forward to 1995 when I walked into Patchworks Plus. I wanted to have every fabric in sight so I signed up for a class. I was hooked! Now, 25 years later, I could open my own quilt store with my stash. I also have enough UFOs to keep me busy until the next century.

How long have you been a member? 3 years
As photographer, I enjoy taking snapshots of your beautiful creations. Thank you for showing me the endless possibilities. In our new Couture Club I also get to share my love of quilting with you one stitch at a time.


Guild Meeting Dates**SAVE THE DATE****February 6, 2020 (OUTREACH DAY)**

March 5, 2020

May 7, 2020

April 2, 2020

June 4, 2020

Secretary**Karen St. Aubin**

*If you know a member of our guild who would appreciate receiving a sympathy or get well card, please contact me at **905-304-4254**, or email me at BOTH rstaubin@cogeco.ca AND karen.staubin33@gmail.com.*

Treasurer**Cathy Lamothe**

Members may pay membership dues or workshop fees with cash, by cheque or via an e-transfer. We have set our account up to receive e-transfers automatically so there is no need to input a security question and answer. The email address to use is haltonquilters@gmail.com.

New Member Ambassadors**Gloria Bilous, Sue Curran and Joanne Ellis**

For those new to the guild since February of last year, we hope to see you for the afternoon part of our Outreach Day. It is a great opportunity to meet and talk with other quilters in a relaxed atmosphere as we work together to create Comfort Quilts for those in need in our community. Come and make some new quilting friends!

Interested in learning how to make the mug bags? Come early before the meeting in March and we will show you how to make this "sew very easy – fat quarter friendly drawstring bag"!

Membership**Mindy Hewitt and Marilyn McKague**

If you have ordered a name tag, please be sure to pick up your name tag from the Membership table. If you would like to order a name tag, please sign up at the desk. The next order will be in April. The cost is \$9.50.

We hope you all have received your e-membership booklets ... a great way to keep in touch with your fellow quilters!

And lastly, please pick up your 2019-2020 membership card. Remember - you can show these at quilt shops in the area and many will give you a discount on your purchase. Happy Winter! And, yes ... those two words can go together!

Members: *BE PREPARED! Carry your membership card in your wallet and please let me know which quilt shops offer a discount. Let's share this with all our guild members!*

Email me at gs.atherton@outlook.com.

Susan Atherton, Editor

DROP BY THE STORE,
OR GIVE US A CALL.
WE'LL HELP YOU
FIND WHAT YOU'RE
LOOKING FOR!

COUNTRY CONCESSIONS
Quilt Shop

1 Dufferin Street, Cookstown, Ontario L0L 1L0
705-458-4546 | info@countryconcessions.com
WWW.COUNTRYCONCESSIONS.COM
FACEBOOK: COUNTRYCONCESSIONSCOOKSTOWN

YOUR TRUSTED
PFAFF DEALER

PFAFF
Perfection starts here.™

Village Square Quilt Shop
design. quilt. love.

Unit 50 - 422 Pearl Street
Burlington, ON L7R 2N1
www.villagesquarequilts.com
905.681.2256 vsqs@outlook.com

Social

It's time to eat, drink and SEW at our February OUTREACH SEWING DAY!



The Social Committee will set up coffee and tea for our HQG Outreach Sewing afternoon, and will keep it flowing through to our evening meeting.

AFTERNOON: Members are welcome to bring some finger food snacks to help everyone keep up the energy level for the afternoon of sewing!

EVENING: Members with **M** surnames provide the "treats" for the meeting. As always, please label any gluten-free items, or food which contain nuts or seafood.

February	M	March	N to R	April	S & T
May	U to Z	June	Pot Luck Dinner		

Miss your turn? Please bring your treats in May! **Katalin Lawford and Christina Coutts**

50 / 50 Draw

Sheila Keating and Brenda Forsey

Congratulations to the winners of the 50/50 draws. **Diane Thurner** won \$101.00 at December's meeting and **Pam Lanford** won \$92.50 in January.

Editor: How nice to have some unexpected money coming IN at this time of year!

Remember ... you need a **TICKET** to **WIN**! Bring your loonies, toonies and small bills and buy tickets - 2 for \$1, 5 for \$2, 20 for \$5. Thanks for your support, and best of luck to everyone!



Library

Kathleen Seles

Are you ready for winter's worst? Plan to stop by the Library table for some reading material!

We have books and magazines to interest you, whatever your favourite kind of quilt to make.



Hamilton Sewing Special



Baby Lock Regalia

10 or 12
Foot Framed
for Only
\$11,995

Baby Lock's largest longarm machine yet! With 20" of workspace and a lightning-fast 2,500 stitches per minute, the Regalia is ready to easily finish quilts of any size.

1564 Main Street West Hamilton On. - 905 527 6794 - hamiltonsewing.ca

Outreach

Quilts bring comfort ... one quilt at a time



One of our guild's aims and objectives is to "*participate in community projects*". Members are encouraged to either complete a quilt kit provided by Outreach, make a quilt from their own supplies, sew neonatal items OR participate in February's Outreach Day. Together we can give some "comfort" to others in our community!

Comfort Quilts

OUR ANNUAL COMFORT QUILT SEW DAY IS ALMOST HERE!

The doors at Mainway open at 1:00 p.m. on Thursday, February 6th, and the space is booked until 10:00 p.m. Just think of all the sewing we can get done! And if you can only come for the evening, there will still be plenty for you to do!



Schedule for the Day

1:00 - Doors open
2:00 - Iron Quilter Challenge begins

Schedule for the Evening

6:00 - Couture Club
7:00 - Short business meeting
8:30 - Iron Quilter voting

WHAT SHOULD YOU BRING?

If you are planning to sew: Please bring a sewing machine, cutting mat and cutter, rulers, iron and ironing surface, extension cord, thread and your regular sewing supplies.

REMEMBER: You may share these requirements with your friends.

If you are planning to make kits: Please bring cutting mat, cutters and rulers.

To keep everyone's energy level up for the afternoon, you may want to bring some snacks for yourself or to share! Coffee and tea will be available, and you can always pop out for a quick dinner break.

WHAT IS THE IRON QUILTER CHALLENGE? Each team of 4 people will be given enough fabric to make a quilt top, which they must complete in 4 hours. When the time is up, the audience will vote on their favourite quilt and the winners will receive the coveted title of 'Iron Quilter' ... plus additional prizes!

Rules: Each team will receive a coordinated line of fabric. Thank you to **Northcott** for their generous donation of the fabrics. At least **6** of the fabrics must be used somewhere in the quilt top. The quilt may be any design but the teams will need to incorporate **two** random design ideas given at the beginning of the competition. Like all our favourite reality shows, there will be a twist at some point in the competition!

WHAT CAN YOU DO TO PARTICIPATE?

1. Create a team of 4 for the **2nd Annual Iron Quilter Challenge** and email their names to cglamothe2@gmail.com. Your team will need a sewing machine, cutting mat and cutter, rulers, iron and ironing surface, extension cord, thread and your regular sewing supplies.

If you would like to join a team, but don't have enough people, please send me an email and I will put you together with other members and ensure all the necessary equipment will be there.

2. If you just want to sew, bring your sewing machine, thread and sewing supplies and you can work on a pre-made kit to piece, a finished top to quilt, or you can go 'shopping' at the guild quilt shop for the fabric to make your own pattern.

3. If you don't want to cart in your "sewing room", just bring a cutting mat, ruler and cutter. We need help making kits for future guild meetings. We'll bring the guild's fabric, batting, backing and patterns. You may pretend you are working at a quilt shop and will have free reign to put together a fabulous kit!

Our Vice-President, **Leann Goodall**, will be our MC and, during the competition members may visit and encourage our teams. Please come to cheer on our Iron Quilter contestants!

Hope to see you there!

Cathy and Sylvia Lamothe

An added note: If you have any "**BRIGHTS**" fabric to donate, please bring your donations to the Outreach Sew Day in February so we can make them into kits for our March meeting.



Halton Hearts ❤️ (aka Inspirational Hearts) / **Neonatal****Ermy Akers / Pamela Simons**

At Christmastime **786** flannel hearts, **54** knitted caps and **32** little blankets were delivered to the hospital neonatal units on behalf of our guild members. Great work, ladies!

**QUILTS of VALOUR**

"Our mission is to ensure that our Canadian Forces members are recognized for their service and commitment to our country. We give this support through the presentation of quilts to comfort our past and present Canadian Forces members in their time of need."

The Quilts of Valour - Canada Society has a **GOAL** ... to present **20,000** quilts to CAF members by the end of **2020**. As of December 2019 **14,264** quilts have been presented to grateful recipients with labels that read: *Handmade with love, respect and gratitude for your sacrifice for Canada. May the hugs stitched into this quilt give you comfort, strength and love.*

Visit www.quiltsofvalour.ca to read testimonials, see photos of recipients with their quilts and learn more about the QOV - Canada Society. Our guild is fortunate to have **Alison McDonald**, the Regional Representative for Hamilton (Ontario), as a member.

Hamilton Sewing Special**Baby Lock****Jazz II**

Extension Table
(value \$149) Included

for Only**\$695**

The Jazz II comes with everything a quilter would want, plus the features you need on a utility stitch machine to get the job done – all at an affordable price!


1564 Main Street West Hamilton On. - 905 527 6794 - hamiltonsewing.ca

Couture Club**SOMETHING NEW!****Ildi Kocsis**

Would you like to discover how rewarding HANDSTITCHING can be?

Why not join us from 6:00 to 6:30 p.m. the start of our monthly guild meetings! You will receive a new block printed on freezer paper with instructions each month.

At February's meeting the Couture Club will be working on Block #1.



shimmer

A refined take on Northcott's popular Artisan Spirit collection, Shimmer by Deborah Edwards offers beautiful metallic textures in seven striking colorways that are enhanced by the Shimmer Radiance collection.

Shimmer is in stores now, with 10" squares and 2 ½" strip precuts available in all colorways. Visit www.northcott.com and use the Product Finder to see who carries these fabrics near you.




NORTHCOTT
Cottons that feel like silk
WWW.NORTHCOTT.COM

METALLIC

Workshop

Donna Vetter and Katherine Hunter

Well, the weather outside may have been frightful on our Saturday **Sew Day**, but inside it was quite delightful as we met on it and the Friday for the “**Spin Around the Block**” workshops.

Upcoming **Sew Days** are in the Community Rooms of the **Halton Regional Police Centres** in two different locations. This is a change due to construction.

February 19 (Wednesday) - HRPC, **95 Oak Walk Drive** (Sixth Line and Dundas), **Oakville**

February 29 (Saturday), **March 7** (Saturday) and **Wednesday, March 11** (Wednesday) are at the HRPC, **3800 Constable Henshaw Blvd.** (Walker's Line and Dundas), **Burlington**

The Community Room is available for us from **9 a.m.** until **4 p.m.** Come for the day, half a day, an hour or two! Please bring your lunch and snacks to keep up your energy for the day! Coffee and tea will be provided.

Sign up at our monthly guild meetings or email Katherine at katherine@thehostnextdoor.com and your name will be added to the list.



THE “SPIN AROUND THE BLOCK” WORKSHOPS

Annette Guenther: *What a great workshop on Saturday! Never imagined that I would have a finished top! What a great way to make a twisted quilt ... I just Luv it! Katherine taught us how to make it with a twist (no pun intended). Going to give this to my great niece for her 1st Birthday.*

Sue Curran: *I really enjoyed the day. Learned a new technique and came away with a completed quilt top. Also a few new tips and tricks. A great room to sew in. Lots of natural light and easy access to electrical outlets. A great day!*

Desiree Thyme: *What a great workshop. I really enjoyed the new technique, so much so that I'm planning a new quilt with this as the blocks. I liked that I left the workshop with a completed quilt top. This quilt was great for using some of my stash. I also see potential for a scrappy version.*

Leann Goodall: *I'm pleased to say that my OCD caused Katherine to say, “You’ve driven me to cookies!” I now have a goal for every workshop.*



April 30 - May 2, 2020


Shops



PRIZES



<https://quiltshoptour.wixsite.com/hillsandvalleys>



Programme

Cheryl Laine


February 6, 2020

OUTREACH SEWING DAY!

Join us for a great afternoon of laughter and friendship as we sew Comfort Quilts for our community and cheer on our **Iron Quilter Challenge** teams!

March 5, 2020 Robin Bogaert (Waterloo) is a long arm quilter, creator and blogger.

While her roots in quilting are traditional, Robin also appreciates modern quilt design. She considers the focus of her work to be designing, teaching, trunk shows, free motion quilting, ruler work and thread painting. In addition to her passion for sharing all things quilting, Robin is busy with pattern design and sells her patterns on her website www.quiltingintheloft.com and with Craftsy.com.



April 2, 2020 Laura Coia (Niagara Falls) is a video blogger whose YouTube channel, **SewVeryEasy**, features twice weekly videos that offer sewing tips and quilting tutorials that are great for all sewing enthusiasts! Laura likes to say "Life taught me how to quilt but quilting has taught me about life, and I'm still learning."

May 7, 2020 Tracey Lawko

June 4, 2020

Pot Luck Dinner

The Quilt Store.ca

**Now in TWO locations
To serve you better!**

www.thequiltstore.ca

40 -17817 Leslie Street, Newmarket
1-695 Plains Road East, Burlington

Guild Members receive 10% off
(Regular Priced Items)

accuquilt **baby lock** **Handi Quilter**
BERNINA **JANOME**

Judy Lyons
Quilt Appraiser & Lecturer

By appointment
(905) 639-2441
judy.lyons@sympatico.ca

**Antique, Traditional
Contemporary & Art
Quilts**

Kalidoscope OF QUILTS

KAREN PAYTON

26 Water Street, Box 2650
St. Marys, Ontario N4X 1A4
226-661-4004
karen@kalidoscopeofquilts.ca
www.kalidoscopeofquilts.ca

Mystery Quilt 2019 - 2020

By now you have likely made several of your Mystery Quilt blocks and are finding the block goes together quickly due to practice! Each block definitely has its own "look" when you simply change the placement of fabric with the different values - light, medium, dark - to create an illusion of very different blocks.

Have any questions about making the block?

Going away and will miss a guild meeting?

No worries. Just stop by the Mystery Quilt table and speak to me.

FABRICS QUILTS & MUCH MORE

3855 Bruce Rd. 4
RR#1 Formosa, ON
5km North of Teeswater

Hilda Wales
(519) 392-6046
www.sanityhill.com

Katherine Hunter

Block of the Month for 2019-2020

Katherine Hunter

Congratulations to the winners of the following Blocks of the Month:

Chris Christoffersen (November), **Rene Chimenti** (December), and

Susan Atherton (January).



The block colour / theme listed below is the one to be brought to that month's meeting.

FEBRUARY: RED

March: brights

April: purple

May: florals

June: yellow/orange

Hunter's Folly - HQG Block of the Month for 2019-2020

(AKA modified Log Cabin)

1 - 5" square

All Strips are 2.5" wide.

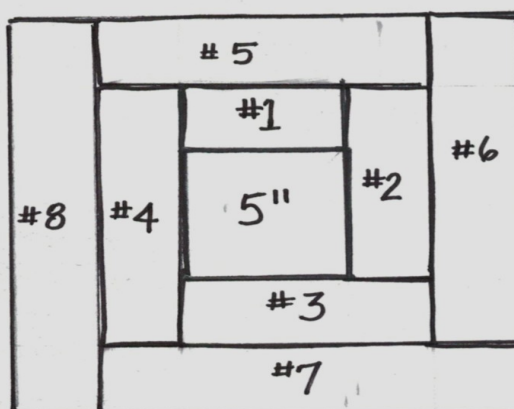
#1 is 5" long.

#2 and #3 are 7" long.

#4 and #5 are 9" long.

#6 and #7 are 11" long.

#8 is 13" long.



FABRIC FOR THE BLOCK:

5" centre block

This is a great way to use up scraps from your stash!

2.5" strips in an assortment of lengths

INSTRUCTIONS:

Attach a 2.5" strip to one side of the 5" square. It is better to have the strips a little longer than needed, and then trim them.

The strips are numbered. Continue working around the square. You may finger press or use an iron at each stage, or when you have completed the block.

Attach a second set of 2.5" strips, again working around the square. Press.

DO NOT TRIM THE BLOCK as everyone's 1/4" is different, and the winner of the blocks may then trim to the size they require.

The Olde
Fabric Shoppe

Featuring a weekly exclusive free pattern.
Exquisite designer fabrics, patterns, tools and more.

Cheryl Simons

327 Erie St (corner of West Gore) 519-273-5773
Stratford, ON N5A 2N1 yeoldefabricshoppe@rogers.com



Heirloom Treasures
Creative Sewing Studio

Fine fabrics, patterns, books & designs
Innovative notions & sewing supplies

Classes in quilting, embroidery, bag making, etc.

132 Governors Rd E
Paris, ON N3L 3E1
519-774-5164

Studio Hours: Wed 10 - 2
Thurs - Sat 10 - 5
(closed Saturday on holiday weekends)

Cathy Marion

Quilting is ...

Pat MacLeod



... a quilt and matching pillowcase,
a good book and her Poppa. ❤️

Do you have
a funny,
adorable, or
special photo
and/or story
to share?

Please email
me at
[gs.atherton@
outlook.com](mailto:gs.atherton@outlook.com)

Susan Atherton




... Alexander enjoying his
Canada quilt ❤️



www.sewtec.ca

SEWING MACHINE REPAIRS AND SERVICE

Paul Taylor
905-638-3814
paul@sewtec.ca



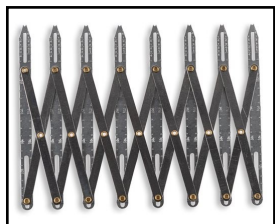
Kay's Quilting and Longarm

Computerized Longarm Quilting Services

(H-905-332-0363) (C-289-439-2388)

kay.boyd65@gmail.com
Burlington, ON


What was it?



Congratulations go to
Estelle Probert who
identified it as a tool for
smocking - an expanding
sewing gauge - also for
shirring, buttons, eyes,
tucks and gathers.

Thanks again to **Sue
Curran** for this very
interesting item.

What am I?



This gadget was sent
in by **Sue Curran**.

Dreaming of your next home with a quilting room?
I can help you make the move!

Darla
YOULDON

sales representative

direct: 289.888.1987

office: 905.632.2199

RE/MAX ESCARPMENT
REALTY INC., BROKERAGE



Editor: Have a suggestion for the **What am I?**
feature? Please email a suggestion and photo to
me at gs.atherton@outlook.com.
Have a guess? You may fill out a slip of paper or
email me your answers which will be entered into
a draw for a fat quarter.

Let's see if we can keep this going for the year!

Susan Atherton

Upcoming 2020 Quilting Events

- March 27-28** *Quilt Fever - A Quilting Journey*, Etobicoke QG, Etobicoke
- April 23-25** *Piecemakers 2020 Quilt Show*, Huron Perth & The Stonetown QG, St. Marys
- April 30-May 2** *Hills and Valleys Quilt Shop Tour*, see ad on page 10
- May 1** *Quilts from the Valley*, Rouge Valley QG, Ajax
- May 2-3** *Sunshine Quilt Show*, Orillia QG, Orillia
- May 8-9** *Mississauga Quilts!*, Mississauga QG, Mississauga
- May 8-9** *Stitches in Bloom Quilt Show*, Chatham Kent QG, Chatham
- May 18-23** *Quilts of Spain*, Ailsa Quilt & Fibre Arts Festival, Ailsa Craig
- May 29** *20/20 Visions of Quilts in Niagara*, Niagara Heritage QG, Fonthill
- June 6** *Orillia Quilt Sale 2020*, Westmount Congregation, Orillia
- June 17-20** *Quilt Canada 2020 - Gateway to Adventure*, Quilt Canada, Edmonton, Alberta
- July 10-12** *Quilts on the Tay*, Lanark County QG, Smith Falls
- July 11-12** *A Stitch in Time 2020*, Prince Edward County QG, Wellington





Kindred Spirits

Quilt Co.

Fabrics • Notions • Books • Patterns • Classes

Authorized Dealer of  & 

Michelle Denham

Huntington Square Monday-Wednesday, Fri, Sat•9:30-5:30
 211 Martindale Road Thursday•9:30-8
 St. Catharines, ON L2S 3V7 **905-397-9500**

info@kindredspiritsquiltco.com www.kindredspiritsquiltco.com



HEATHER STOCK
 519-625-8435
heather@thequiltplace.ca
www.thequiltplace.ca

**Fabric, Quilting Supplies,
 Ready & Custom Made Quilts**

3991 Perth Rd. 107, Box 223, Shakespeare, ON N0B 2P0

**Plan to visit our advertisers and indulge
 in your LOVE of fabric and quilting supplies this month!**

Country Concessions COOKSTOWN

Hamilton Sewing HAMILTON

Judy Lyons, Quilt Appraiser

Kay's Quilting / Long Arm BURLINGTON

Sanity Hill Fabrics TEESWATER

The Quilt Place SHAKESPEARE

Village Square Quilt Shop BURLINGTON

Darla Youldon, REMAX

Heirloom Treasures PARIS

Kalidoscope of Quilts ST. MARYS

Kindred Spirits ST. CATHARINES

Sew Tec (sewing machine repairs)

The Quilt Store BURLINGTON

Ye Olde Fabric Shoppe STRATFORD

REMEMBER TO ...

TELL our advertisers that we appreciate their support of our guild through advertising in SNIPPETS.
 CHECK OUT our advertisers on the "Helpful Links for Quilters" page on the HQG website along
 with the advertisers' websites and Facebook pages for their special postings.