

Snippets – February 2024



*Halton Quilters Guild -
celebrating 46 years of quilting and friendship!*



February 1, 2024

Meetings are held monthly
on the first Thursday.

**Mainway Arena
(Auditorium)**
4015 Mainway Drive,
Burlington

Doors open: 6:30 p.m.
Meeting: 7:00 p.m.

Guests may join us for \$5.
Send a request via our
Facebook page or email
haltonquilters@gmail.com

Next Meeting:
March 7, 2024

In this issue:

- 1-3 Guild Information
- 4 Programme
- 5 Outreach
- 6/7 Knots and Patches
- 8/9 History
- 10 Workshops,
Quilt Show Corner
- 12 Block of the Month
- 14 Advertisers



WEBSITE:

www.haltonquiltersguild.ca

President's Message

Leann Goodall

It seems to me that January is passing by in a blink of the eye. The weather took a sudden turn towards actual winter conditions, so I piled another quilt on the bed to compensate for lower temperatures and added a couple of throws to the living room seating. I just love being able to switch out or add on quilts.

I didn't ask last month, but did anyone make New Year's Resolutions in relation to quilting? I didn't but I continue to be inspired by our speakers and our members' Show and Share quilts. I am loving the Vice President's Challenge and eagerly await February's Challenge Block. I don't get each one sewn up as quickly as some members do, and I'm not sure anyone is faster than Sheila Keating!

I've been looking at my sewing room these last weeks and it definitely needs a makeover. Yes, I'm calling it a makeover because that sounds more fun than clean out/up or organization. Do you give your sewing space a spring clean? Got any tips to share with everyone?

I've been busy looking for items for the President's Challenge prize. If you have any suggestions for tools to include, please see me at the February or March meeting with your recommendations. Remember, bring your completed submissions to the May meeting!

Leann

FEBRUARY is **COMFORT QUILT** month!

What to bring to the February meeting:

Your name tag

Block of the Month and VP Challenge for February

Outreach - Comfort Quilts and Halton Hearts

\$\$\$ for the 50/50 Draw

"Free Table" Items

Sew and Share

Social - surnames L and M

Remember to bring your mug!



For the health and comfort of all,
Halton Quilters Guild meetings are SCENT FREE.

Newsletter Deadline

Please send items for the March newsletter **BY February 23rd**.

Susan Atherton, Editor

Newsletter Distribution

Email: Please let us know if you have any issues getting your copy of Snippets.

Website: Past issues are available on the guild website.

www.haltonquiltersguild.ca

Patti Wiggs

Advertising Rates

Business card	\$ 120 / yr.
3 1/2" by 2"	\$ 15 each
Quarter page	\$ 240 / yr.
3 1/2" by 4 3/4"	\$ 30 each
Half page	\$ 320 / yr.
7 1/2" by 4 3/4"	\$ 40 each
Full page	\$ 440 / yr.
7 1/2" by 9 1/2"	\$ 55 each

When visiting our advertisers, please let them know you saw their ad in this newsletter! We need to let them know that we appreciate their support!

Susan Atherton

Editor / Advertising Co-ordinator
haltonquilters@gmail.com

Halton Quilters Guild 2023 - 2024

Officers of the Executive

President	Leann Goodall
Vice-President	Katherine Hunter
Secretary	Marsha Sharp and Cheryl Griffin
Treasurer	Dianne Goldsmith
Past President	Darla Youldon

Committee Chairs

50 / 50 Draw	Susan Carter and Patricia Phillips
Block of the Month	Sheila Keating, Cheryl Griffin and Barbara Laycock
Email Distribution	Patti Wiggs
Historian	Desiree Thyme
Membership	Marilyn McKague, Donna Anthony and Joanne Moloney
Newsletter / Advertising	Susan Atherton
Outreach (Comfort Quilts)	Kay Boyd and Sue Curran
Outreach (Neonatal)	Ermy Akers and Pamela Simons
Photographer	Darla Youldon and Sharon Penney
Programme	Sue Curran and Sue Williams
Quilt Show Co-Convenors	Cathy Lamothe and Desiree Thyme
Sew Days	Mindy Hewitt
Social	Katalin Lawford, Ellen Marshall, Teresa Kidd and Deb Biller
Social Media (Facebook)	Cheryl Laine and Susan Atherton
Social Media (Website)	Susan Atherton
Workshops / Quilt Along	Katherine Hunter

2024 Guild Meeting Dates / Treats Schedule

March 7, 2024 (N to R)

May 2, 2024 (W to Z)

*and if you missed your turn, please bring treats in May!

April 4, 2024 (S to V)

June 6, 2024 (Pot Luck)

Social Committee

SAVE THE DATE



Have a question for the Halton Quilters Guild?

Send an email to haltonquilters@gmail.com



Membership

Marilyn McKague, Donna Anthony and Joanne Moloney

We started off the new year with 48 members attending the January meeting while another dozen enjoyed the speaker's presentation on Zoom.

131

Please remember to sign in at the tables for attendance purposes. If you need a membership card, a name tag or if you have questions, please see us at the membership desk.

Your membership list will help you get in touch with other guild members. Please remember to keep your information updated!

Happy quilting from *Your Membership Committee!*

HQG "Snips"

50/50 Draw

Susan Carter and Patricia Phillips

Congratulations to **Joann Sherry** who won **\$85.50** in January. Buy a ticket for a chance to win some \$\$\$ to help pay off those holiday bills!

Sew and Share / Photography

Darla Youldon and Sharon Penney

Photos of items presented at Sew and Share may be posted to the HQG website. If you don't wish to have your quilt photographed and shared, please mention this as you are presenting your quilt.

Secretary

Marsha Sharp and Cheryl Griffin

Do you know of a guild member who would appreciate receiving a sympathy or a get well card? Please contact one of us via email or phone.

Halton Hearts ♥

Ermy Akers and Pamela Simons

Thank you to everyone who has sewn the flannel hearts. Hearts may be dropped off and kits will be available at the February meeting.

Sew Days

February 8, March 14, April 11 (all Thursdays)

Mindy Hewitt

Sew days are a great way to get new ideas from other quilters ... and enjoy great company while you work on whatever project you wish to bring. Join us in the community room at District 3 Police Station, 3800 Constable Henshaw Blvd, Burlington (Walkers & Dundas) from 9 am to 4 pm, or in between! Space is limited so email me if interested. Happy Sewing!

Weekly Online Chats

Wednesday Evenings (7:00 to 9:00 p.m.)

Cheryl Laine

Looking to stay in touch with other members and still sew from your sewing room? Join us on Wednesday evenings when we meet on Zoom to share ideas, chat and sew. Members will have received an email with the Zoom link (same each week), so you can add it to your calendar. We hope you can find the time to stop by and say "hello", ask for advice or simply see what other quilters are doing!



**Winter 2024
Class Newsletter
Coming Soon!**

Sign up for our email list today so you
don't miss out on upcoming classes,
promotions and more!

Sign up online or in store today!
www.kindredspiritsquiltco.com





Kindred Spirits is proud to carry these renowned brands:
211 Martindale Road, St. Catharines • www.kindredspiritsquiltco.com 905-397-9500 Mon-Sat 9:30-5:30



Kate Paquette
Sales Representative

(905) 441-6689

kpaquette@kw.com

105-3027 Harvester Rd. Burlington, ON L7N 3G7





KELLERWILLIAMS, EDGE REALTY

Programme

February 1, 2024


Sue Curran and Sue Williams



Valerie Prideaux of **Cozy Funky Cool** will join us via Zoom for February's meeting. Her love for quilts and quilting begins and ends with colour and design. Valerie will speak about **Tumbler quilts*** - just one shape with endless possibilities.

Valerie ran Quilts at the Creek at Black Creek Pioneer Village for eight years, and later created QuiltTalk, an online series featuring international quilt professionals.

Visit cozyfunkycool.com to learn more about Valerie and her quilts.



(I admit I had to google What is a Tumbler quilt? I learned it is a type of patchwork quilt made up of small, rectangular pieces of fabric sewn together to create a larger design. The pieces of fabric are cut in the shape of a tumbler, which is a glass with a wide, round top and a narrower bottom. The tumbler shape is repeated throughout the quilt to create a unique and visually interesting pattern. Editor)*

CozyFunkyCool!



The Quilt Store.ca

**Now in TWO locations
To serve you better!**

www.thequiltstore.ca

40 -17817 Leslie Street, Newmarket
1-695 Plains Road East, Burlington

Guild Members receive 10% off
(Regular Priced Items)

accuquilt **bernina** **Handi Quilter**
JANOME

honeybee QUILT STUDIO

Computerized
E2E Longarm
Quilting
by Sylvia Lamothe
Burlington, Ontario

honeybeequiltstudio.ca
✉ honeybeequiltstudio@gmail.com

Q: Why did the quilt shop go out of business?

A: Because it was a patchwork shop!

THE QUILT PLACE

HEATHER STOCK
519-625-8435
heather@thequiltplace.ca
www.thequiltplace.ca

**Fabric, Quilting Supplies,
Ready & Custom Made Quilts**

3991 Perth Rd. 107, Box 223, Shakespeare, ON N0B 2P0

Outreach

Quilts bring comfort ... one quilt at a time



One common thread among quilt guilds is the Outreach Committee which is responsible for providing quilts to those in need of comfort. The gift of a quilt brightens the bad days and acts as a comforting reminder of the kindness of others.

An important aim and objective of our guild is to **"participate in community projects"**. We have a proud history of making these "comfort quilts" and providing an important service to our community, donating quilts to local groups who make a difference and to individuals in need of comfort.

Comfort Quilts

Kay Boyd and Sue Curran



We have lots of kits available to be picked up and quilted. Most are of a size that can be quilted on a domestic sewing machine. No fancy quilting required. Stitching in the ditch, walking foot designs or just wavy lines work well, or perhaps you would like to play with your Westerly rulers!

We have over 30 tops that have been donated that are now ready with batting and backing. Please consider picking up a kit to be finished.

Here are excerpts from thank you letters that we have received from our community partners.

COMPASSION SOCIETY OF HALTON: *The children's quilts are especially amazing and the parents are so excited to be able to brighten up their child's beds. Many clients who are new to Canada have not been able to bring everything with them and these handmade quilts are a wonderful gift. It is a pleasure to be able to put a smile on a child's or a senior's face and it is all thanks to you!*

HALTON CHILDREN'S AID SOCIETY: *There is always a 'buzz' in the office when the quilts arrive. Everyone is excited to see your amazing work. Your continued support warms the hearts of our entire team and delights EVERY recipient!*

JOSEPH BRANT HOSPITAL BLANKETS OF HOPE: *The quilts from your wonderful organization bring some sunshine into people's lives. What you do is so meaningful !*



KAREN PAYTON

17528 Elginfield Road
St. Marys, Ontario N4X 1C6
226-661-4004
karen@kalidoscopeofquilts.ca
www.kalidoscopeofquilts.ca



Why do we make Comfort Quilts?

A quilt offers someone a hug
from a caring stranger.

*A quilt is a gift to warm the
body and comfort the soul..*

A quilts says "May you have
warmth and comfort always".

*... for one who sleeps under a
quilt is comforted by love.*



Judy Lyons

Quilt Appraiser & Lecturer

By appointment
(905) 639-2441

judy.lyons35@gmail.com

Antique, Traditional
Contemporary & Art
Quilts



Knots and Patches**Katherine Hunter**

***"May this quilt keep you safe and warm
May it be your good luck charm
I do not know your name or
the mountains you face
What you hold in your arms is a
Quilter's Embrace"***

"A Quilter's Embrace" by Cathy Miller

Traditionally February's guild meeting was extended to a full day to allow members to gather and create quilts for the organizations we support with donated quilts. Some members came to piece tops, others to quilt on domestic machines, and still more to bind quilts ready for the final stage and label. The pandemic changed many things and traditions fell away to make room for new, creative activities and meeting opportunities. While we haven't met in the old way we are still able to create 200+ quilts per year in support of worthwhile community groups, bringing comfort to their clientele.

From the quilter's point of view, and this is especially true of me, repetitive piecing can calm the mind and body, thereby reducing stress and anxiety. It can also promote mindfulness which has been shown to have multiple benefits. My husband practises mindfulness and we recently discussed how I am hopeless at this. He pointed out that my time in the Art Room piecing fabric is a form of mindfulness, not his style, but one that suits me. In addition, I use the time to puzzle out problems and deal with the ins and outs of family life. Other benefits include increased focus and concentration, although I have to work harder on that. Frog-stitching is one of my strengths! If you are unfamiliar with that term, it is called frog-stitching because we 'ripit, ripit, ripit'.

There is nothing like the anticipation of giving a quilt to someone to give you a sense of purpose and accomplishment, especially if I know the recipient of the quilt. I try to bring up good memories, appreciate the struggles, and offer up good thoughts. As we were cleaning out the apartment, we came across several of the quilts and vests I had given my mother-in-law over the years. I clearly remember her delight as she received each one and the plans she had for them. If I don't know who will receive the quilt, I try to imbue the quilt with hopeful and positive thoughts as I make it.

You may know who you are giving the quilt to or it may be one of many donated on your behalf to an organization that has requested quilts for their clients. Quilts provide warmth, comfort, and the knowledge that someone cared enough to spend hours creating the quilt for a stranger. The magic of a quilt is far greater than the pieces of fabric. Over the years we have received many letters from recipients of Halton Quilters Guild quilts. One that springs to mind is from a front line worker during the Humboldt, Saskatchewan bus tragedy. The recipient was so grateful to receive the quilt. It brought her comfort and helped with the healing during this terrible time. While surrounded by people in her town, she felt that the quilt was a reminder that she was not alone, that the country was grieving with her and was there to support her.



**COUNTRY
CONCESSIONS
Quilt Shop**

**Helping you build your
stash for over 20 years!**

**35 King St. N. Cookstown
(Just north of Hot Stacks)**

We can't wait to see you!

705-458-4546 | countryconcessions.com



FABRICS QUILTS & MUCH MORE

**3855 Bruce Rd. 4
RR#1 Formosa, ON
5km North of Teeswater**

**Hilda Wales
(519) 392-6046**

www.sanityhill.ca



The AIDS quilt

Sometimes we quilters are part of a larger project and join with many other quilters that we do not know to make a statement, promote social justice, bring awareness to an idea or event.

The AIDS Quilt was a source of comfort and inspiration and was used as a tool for social activism throughout this crisis. It is enormous, weighing 56 tons, and has 110,000 names embroidered on it. If interested, 'google' this quilt and even take part in the interactive display.




The Quilt of Belonging

The Quilt of Belonging brought together many quilters from all walks of life and corners of Canada to show the incredible diversity of our indigenous peoples and every nation on the earth.

www.quiltofbelonging.ca


(Editor: *I have a copy of the book **The Quilt of Belonging - Stitching Together the Stories of a Nation** by **Janice Weaver**. Contact me if you would like to borrow it.*)

Both these quilts were gifts made out of love and a concern for our human family. The quilters came together first as strangers and then created some friendships. In both cases, they have no idea who is viewing the quilt or the comfort and sense of belonging it brings to the communities.



Beyond the Mask was a large scale community project showing the collective response to the pandemic. Each block was the size of a facemask and was to be tied to its neighbours. **Brenda Reid**, the inspiration behind this project, asked residents of the Waterloo Region, *"From when the pandemic started, in March 2020, until now, what has changed the most in your life?"*

Visit www.frombehindthemask-quilt.com to read about the project and view the individual blocks.



Beyond the Mask

As we move into this month of friendship and community, I do have a task for you, totally voluntary, of course. Go through your stash of quilts (and I know you have one). Pick out one and bring it to the February meeting to give to someone you have never met, who will, I guarantee, feel the "Quilters Embrace" as they curl up underneath it and envelope themselves in the warmth, comfort, and caring you put into making it.

Katherine

SNIPPETS FROM OUR PAST

Desiree Thyme and Susan Atherton

Connecting Threads... Connecting People

Rosemary Makhan - Founder of the Halton Quilters Guild

A conversation with the winner of a quilt at an LTC fundraiser led me to the discovery of a guild member's connection to Rosemary and her family ... and, with that, the idea of a feature on Rosemary for our History page.

Rosemary's Patterns are Timeless (Teresa Kidd)

Rosemary Makhan was an amazing woman - a wife and mother, a talented quilt designer and an inspiring teacher. She meant so much to so many people. Rosemary was a beautiful soul and a special friend to me.

I first got to know Rosemary in 1998 when I took her "Ladies of the Night" workshop at Jellybean's Pride in Oakville. I was a new quilter – she was a patient teacher. She already had several designs published and it seemed as if she knew everything there was to know about the art. When I joined the Halton Quilters Guild, I learned more about her impact on the quilting world.

I was thrilled when she reached out to me because she thought my journalism skills could help her get the word out about her label, **Quilts by Rosemary**. When she invited me to sew with her in her studio, I felt like a kid in Santa's workshop. I loved working with her and she, in return, taught me so much. Despite our age difference and my obvious lack of sewing prowess, we became good friends. We eventually collaborated on five retreats - hosting quilters from Ontario and New York State, creating workshops and teaching classes.

I now have the privilege of distributing Rosemary's self-published designs through my own company, **The Blue Door Studio**. It is delightful to see their popularity remain. [Woodland Creatures](#) is a nine block masterpiece designed for her son who loved animals. It continues to be offered as a block of the month by quilt shops and printed sets have been shipped throughout Canada and around the world.

Rosemary always embraced the latest technology in her business, learning how to create her website, use publishing software and photograph her quilts. Now her digital patterns are accessible to quilters in every country. They have made her designs with wool, flannel, even fabric paint. I think she would be happy to see the reviews her patterns get on Etsy.

"Love the design. I can't wait to get started."

"Fell in love with this pattern and was great to find it!!"

"This is a fun pattern - just love the animals and the overall whimsy."

[The Blue Door Studio Co](#)

[@thebluedoorstudioco](#)

The quilting community lost a gem when Rosemary passed away in 2014. And I lost a dear friend. It's an honour for me to bring Rosemary's designs to a whole new generation of quilters.

Judy Neill: *One of many fond memories of mine with Rosemary was our road trip to the Burlington, Vermont quilt festival. It was where Rosemary got her first award for her [Nature's Garden](#) quilt. Any time spent with Rosemary was special, and I miss our times together.*

Trudy Nicholls: *Rosemary was a very dear friend and a tremendous inspiration to myself and many others. I took many classes of Rosemary's. In turn, the classes and Rosemary inspired my many projects over the years. I still miss her.*

Susan Atherton: *I never had the honour of meeting Rosemary, but was fortunate to see "Quilts by Rosemary - A Tribute" (special exhibit) at the HQG Quilt Show in 2015. An Internet search led me to [Quilts by Rosemary](#), a blog started in 2009 in which she wrote about her quilting journey and included a number of helpful hints and photos. In fact, I discovered that our guild and some of our members are mentioned there, along with photos!*



History

Rosemary liked to share her love of appliqué, travelling throughout Canada, giving trunk shows and workshops. In 1993 she was named the Canadian Quilters' Association Teacher of the Year. Her *Nature's Garden* and *Woodland Creatures* patterns were featured in block of the month clubs, giving loyal fans the opportunity to reproduce her appliqué designs and put their own stamp on them. Canada and nature were often her themes of choice while her designs often included calligraphy and silk ribbon embroidery. Her quilt, *England's Rose*, was a stunning tribute to Lady Diana. *



Nature's Garden - four block









*Written by Teresa for our 2015 Quilt Show programme.



Nature's Garden - nine block



A much-loved designer with an international following, Rosemary published her award-winning appliqué designs and themed samplers under her own label, **Quilts by Rosemary**. Her books *Rose Sampler Supreme*, *Samplings from the Sea*, *Biblical Blocks*, *More Biblical Quilt Blocks*, and the William Morris inspired *Floral Abundance* were published by That Patchwork Place.*



Workshops 2024

Katherine Hunter

February 16 : Project Bag with **Mindy Hewitt**

Mindy Hewitt will lead a workshop on **Project Bags** – something to carry all the pieces we bring to Sew Days or workshops in one neat package. The workshop will be at the **Bronte Community Room** (2485 North Service Rd. , Oakville / Bronte and QEW).

In March **Sue Paquette** will lead a workshop in the art of **English Paper Piecing**. Sign up at the February and March meetings. The date and location are TBA.

At the present time the schedule for the workshops listed earlier has changed and further details will be forthcoming.

Quilting is my passion.

Chocolate comes in a close second!

Stitches in Time Quilt Show Corner

May 30th and 31st, 2025

Sheridan Conference Centre

Quilt Show Updates: We will get together after the February meeting.

All are welcome!

There is no commitment made by attending.

Input from all members of the guild is much appreciated.

Desiree Thyme** and **Cathy Lamothe

Hamilton Sewing

www.hamiltonsewing.com

**Guild Members receive
25% Off Fabric
Everyday**

michele@hamiltonsewing.com

1564 Main St. W. Hamilton On

Phone 905 527 6794



Hamilton Sewing

Q'nique 16X Elite Quilting Machine

hamiltonsewing.com

Social Media – Facebook Members Only Page

73 HQG members

A reminder that the Halton Quilters Guild has its own page for members! It's an opportunity to request help, share work in progress and present our finished quilts. Links and updates from our advertisers may also be posted, providing us with information to help us shop in person or online.

It's simple to join. Find the Halton Quilters Guild Members on Facebook, request to join and answer the question "Are you a member?" plus agree to the 3 simple group rules. Just be patient as we may be busy in the sewing room and take some time to see your request!

Sign up and see what your guild friends are doing! You can see photos of projects others have completed, ask questions and get helpful hints, or simply enjoy.



Up Yur Quilt

Henley Square Plaza
395 Ontario St,
St. Catharines, ON
289-362-1443
UpYurQuilt@gmail.com

Mon, Tue, Thur & Fri 8am-4pm
Wed 8am-6pm & Sat 8am-3pm
Sunday closed
www.UpYurQuilt.ca
In store and website shopping


www.sewtec.ca
paul@sewtec.ca

Paul Taylor 905-638-3814

Ye Olde Fabric Shoppe

Exquisite designer fabrics, patterns and tools to delight and inspire your creative side!

www.yeoldefabricshoppe.com

327 Erie St (corner of West Gore) 519-273-5773
Stratford, ON N5A 2N1 yeoldefabricshoppe@rogers.com



Darla
YOULDON

sales representative

289-888-1987

darla@cogeco.ca

For all your real estate needs!



Dreaming of your next home with a quilting room?
I can help you make the move!



Compass Quilt Company

Computerized Longarm Services

www.compassquiltcompany.ca

Cheryl Laine Burlington, ON. 289-230-4310
cheryl@compassquiltcompany.ca



Heirloom Treasures Creative Sewing Studio

Distinctive fabric, notions, patterns and designs to meet all your quilting, machine embroidery and bag making needs

Find us at 132 Governors Rd. E., Paris, ON N3L 3E1

Studio Hours: Wednesday - Saturday 10am - 4pm

519-774-5164 heirloomtreasures01@gmail.com

[facebook.com/HeirloomTreasures132](https://www.facebook.com/HeirloomTreasures132)
www.heirloomtreasures.ca



Block of the Month

Sheila Keating, Cheryl Griffin and Barbara Laycock

MARCH - EASY OPTICAL ILLUSION (8 1/2" unfinished block)

**Block
of the
Month**



Cut

- 1 bright coloured 4 1/2" square
- 1 black 4 1/2" square
- 1 white tone on tone or cream tone on tone 5" square for HSTs
- 1 black 5" square for HSTs

Assembly

- ♥ Make 2 HSTs as follows:
- ♥ Draw a diagonal line on the wrong side of white/cream 5" square.
- ♥ Place on top of black 5" square right sides together.
- ♥ Sew 1/4" away from the line on both sides. Cut on line, press open and square up to 4 1/2".
- ♥ Place the coloured 4 1/2" square top left and black 4 1/2" square on bottom right.
- ♥ Place the HSTs with black pointing toward the centre on bottom left and top right.
- ♥ Sew in pairs then sew pairs together to make block.

Congratulations to the winners of the BoM blocks!

December: **Gail Jackson**

January: **Carol Coleman**

Hamilton Sewing Warehouse



Hello, my name is Leonard, co-owner with my wife Michele of Hamilton Sewing since 1988. We specialize in Sewing, Quilting, and Embroidery Machines. After working as a technician for a major Sewing Machine Company for 20 years I'm very confident in my abilities to repair all makes. If you have any questions, need help please contact me at 905 388 9400, or email leonard@hamiltonsewing.com or visit my shop at 43 Bigwin Road. Hamilton...
hamiltonsewing.com | facebook.com/hamiltonsew





STONEHENGE
by Linda Ludovico

Gradations

Northcott is excited to premiere a new and improved **Stonehenge Gradations**, now available in stores. Featuring 70 must-have shades in 13 colorways, this collection is complemented by a new range of Multi Mixers and coordinating Wide Backing. Stonehenge Gradations and Multi Mixers are also available in a wide range of precuts.

Head over to www.Northcott.com to view the entire Stonehenge Gradations collection, and use the Product Finder to see who carries these basics near you!

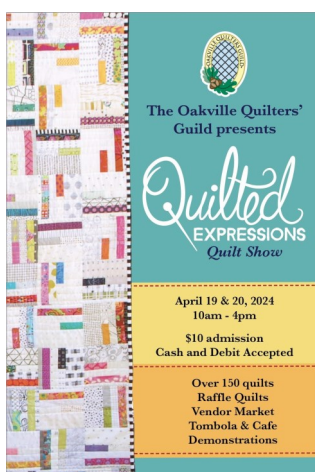


Get news from Northcott right to your inbox! Visit www.northcott.com to see the latest news, get free patterns and enjoy sneak peek highlights about upcoming collections and events.

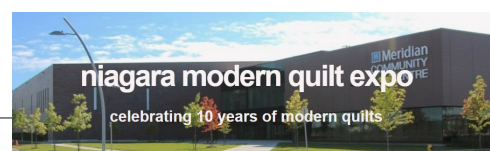
Click on “About Us” and then click on “Contact Us” to sign up for the monthly newsletter.

Upcoming 2024 Quilting Events

April 19 to 20	Quilted Expressions Quilt Show , Oakville QG, Oakville
April 27	Quilts on the Grand , Paris Quilting Bees, Paris
May 3 to May 4	2024 Harvest of Quilts , Settlers Village Quilters, Bobcaygeon
May 3 to 4	Niagara Modern Quilt Expo , Niagara Modern QG, Fonthill
May 31 to June 1	Garden of Quilts , Dunnville's Own Tiny Stitchers (D.O.T.S.), Dunnville
May 31 to June 1	Quilts in Bloom , Hamilton QG, Ancaster Fairgrounds, Jerseyville
June 14 to 15	Common Thread Quilt Guild Quilt Show , Ottawa
June 19 to 22	Quilt Canada 2024 , Edmonton, Alberta
September 7 to 8	Quilting for the Holidays , Quinte Quilters Guild, Belleville



Winter is here but
spring WILL come so
mark these quilt show
dates on your calendar!



What stirs the ♥ of a quilter? **FABRIC!**

BURLINGTON
COOKSTOWN
HAMILTON
PARIS
SHAKESPEARE
ST. CATHARINES
ST. CATHARINES
ST. MARYS
STRATFORD
TEESWATER

The Quilt Store 1-695 Plains Rd. East, Burlington / 905-631-0894
Country Concessions 35 King St. North, Cookstown / 705-458-4546
Hamilton Sewing 1564 Main St. West, Hamilton / 905-527-6794
Heirloom Treasures 132 Governors Rd. East, Paris / 519-774-5164
The Quilt Place 3991 Perth Rd. 107, Shakespeare / 519-625-8435
Kindred Spirits Quilt Co. 211 Martindale Rd., St. Catharines / 905-397-9500
Up Yur Quilt 395 Ontario St., St. Catharines / 289-362-1443
Kalidoscope of Quilts 17528 Elginfield Rd., St. Marys / 226-661-4004
Ye Olde Fabric Shoppe 327 Erie St., Stratford / 519-273-5773
Sanity Hill Fabrics 3855 Bruce Rd. 4, Formosa/Teeswater / 519-392-6046

OTHER SERVICES:

BURLINGTON
BURLINGTON
BURLINGTON
BURLINGTON
BURLINGTON
BURLINGTON

Compass Quilt Company (longarm service) 289-230-4310
Honeybee Quilt Studio (longarm service) honeybeequiltstudio.ca
Judy Lyons, Quilt Appraiser 905-639-2441
Kate Paquette, KW Edge Realty 905-441-6689
Sew Tec (sewing machine repairs) 905-638-3814
Darla Youldon, ReMax 289-888-1987

