

# Snippets – January 2025



*Halton Quilters Guild -  
celebrating 47 years of quilting and friendship!*

**January 9, 2025**

**This meeting is on the  
second Thursday of  
the month at the  
Central Auditorium  
(519 Drury Lane,  
Burlington).**

**Doors open: 6:00 p.m.**

Guests may join us for \$5.  
Send us a message via email  
or our Facebook page.  
[haltonquilters@gmail.com](mailto:haltonquilters@gmail.com)

**Next Meeting:  
February 6, 2025**

## In this issue:

- 1-3 Guild Information,  
Social, Snips
- 4 Programme
- 5 President's Challenge
- 6 Block of the Month,  
Outreach
- 8 Quilt Show Corner
- 9 Quilt Show Member  
Challenge
- 11 2025 Quilt Shows.  
List of Advertisers

**WEBSITE:**  
[www.haltonquiltersguild.ca](http://www.haltonquiltersguild.ca)

## President's Message

*Katherine Hunter*

As we end 2024 there is much to be grateful for – friends and family to share good times and bad, the many quilts and services we give to others, the joy of our furry companions and the hope for a good year going forward.

Well Done! The \$2400 from the **Loonie Auction** was split between the Burlington Foodbank and Compassion Society along with food and winter clothing donations. Many thanks to everyone who donated items and helped package the beautiful gift baskets. Special thanks to **Sue Curran** for being Loonie Central and to **Ermy Akers** for her coordinated fabric donations to each of the over 30 baskets.

We have an exciting year ahead. The quilt show at the end of May is a prime opportunity to share our quilts with the community and plans are ramping up! Kudos to the crew who put together the 1000+ favours to be gifted to each quilt show attendee. Check out the show information in the newsletter and plan to get your registration in on time!

The **Quilt Along** wraps up this month and you will have made 20 Potato Chip blocks in rainbow colours. Now for the challenge of assembling the flimsy. There have been some interesting variations on the block and I am excited to see how your quilts come together. Please bring your flimsy or completed quilt to the June meeting for a special "Show'n'Share".

This month you have a chance to pick up the fabric packet for the **Quilt Show Member Challenge**. **Northcott** donated three beautiful fabrics for this challenge and I look forward to seeing your creations at the quilt show at the end of May. More information is contained in the newsletter.

Please read through the newsletter carefully to catch all the activities planned for the next few months – Quilt Show Challenge, President's Challenge, BOM, Sew Days, and Workshops. There will be a Comfort Quilt Sew Day in February. Please keep a lookout for an email with details.

*Happy New Year!*

*Katherine*

## What to bring to the January meeting

Block of the Month for January  
Outreach - Comfort Quilts, Halton Hearts and Touch Project Quilts  
\$\$\$ for the 50/50 Draw  
"Free Table" Items  
Sew and Share

Social - treats from members with surnames **J to Ma**  
**Remember to bring your own drink!** (see page 3)

Please wear your name tag!

### Newsletter Deadline

Please send items for the February Snippets BY **January 23<sup>rd</sup>** to allow time to complete the newsletter and have it proofread.

**Susan Atherton**, Editor

### Newsletter Distribution

**Email:** Please advise if you have issues getting your copy of Snippets.

**Website:** Past issues may be found on the guild website.

[www.haltonquiltersguild.ca](http://www.haltonquiltersguild.ca)

*Patti Wiggs*

### Advertising Rates

<b>Business card</b> 3 1/2" by 2"	\$ 120 / yr. \$ 15 each
<b>Quarter page</b> 3 1/2" by 4 3/4"	\$ 240 / yr. \$ 30 each
<b>Half page</b> 7 1/2" by 4 3/4"	\$ 320 / yr. \$ 40 each
<b>Full page</b> 7 1/2" by 9 1/2"	\$ 440 / yr. \$ 55 each

*When visiting our advertisers, please tell them that you saw their ad in Snippets! We need to let them know we appreciate their support!* *Susan Atherton*

Editor / Advertising Co-ordinator

[haltonquilters@gmail.com](mailto:haltonquilters@gmail.com)

For the health and comfort of all, our meetings are SCENT FREE.

## Halton Quilters Guild 2024 - 2025

### Officers of the Executive

<b>President</b>	Katherine Hunter
<b>Vice-President</b>	Darla Youldon
<b>Secretary</b>	Cheryl Griffin
<b>Treasurer</b>	Dianne Goldsmith
<b>Past President</b>	Leann Goodall

### HQG Committees

**Communication:** Susan Atherton

Email Distribution: Patti Wiggs

Historian: Susan Atherton

Newsletter & Advertising: Susan Atherton

Photographer: Sharon Penney and Kerry Fikis

Social Media (Website, Facebook): Susan Atherton and Cheryl Laine

**Membership:** Donna Anthony, Debbie Biller and Joanne Moloney

**Outreach:** Sue Curran and Sue Paquette

Comfort Quilts: Sue Curran, Sue Paquette, Cherie Jackson, Gail Jackson, Paula Perri and JoAnn Sherry

Neonatal: Cathy Ashbourne

**Programme:** Sue Curran and Sue Williams

Block of the Month: Cheryl Griffin and Barbara Laycock

Sew Days: Mindy Hewitt

Workshops: Sheila Keating

50 / 50 Draw: Carol Coleman, Cathy Floyd, Grace Baker, Cheryl Griffin and Barbara Laycock

**Social:** Katalin Lawford and Teresa Kidd

**Quilt Show Co-Convenors:** Cathy Lamothe and Desiree Thyme

### SAVE THESE DATES

**January 9, 2025** NOTE: This meeting is on the SECOND Thursday of the month and will be at the Central Auditorium (519 Drury Lane) in Burlington.

February 6

March 6

April 3

May 1\*

June 5

\*May's meeting will be at the Central Auditorium (519 Drury Lane, Burlington).



**Have a question for the Halton Quilters Guild?**

Send an email to [haltonquilters@gmail.com](mailto:haltonquilters@gmail.com)

A member of the guild will get in touch with you.



## Social

*Katalin Lawford and Teresa Kidd*

As we will NOT be meeting at Mainway, members will need to bring their own drinks to the meeting. **Tea and coffee will NOT be provided.**

**January 9, 2025** - We'll start off 2025 with treats from members with surnames **J to Ma.**

February - Mc to P

March - Q to Wa

April - We to Bi

May - Bl to F

June - Pot Luck Dinner

## HQG "Snips"

### Membership

*Membership Committee*

Your membership list will help you get in touch with other guild members. Remember to keep your information updated!

### 50/50 Draw

*50/50 Committee*

*Buy your tickets to win some \$\$\$ to pay off those holiday bills, so bring those loonies and toonies!*

### Sew and Share / Photography

*Sharon Penney and Kerry Fikis*

On occasion photos of items presented at Sew and Share may be posted to the HQG website and on Facebook. Please advise us if you don't wish to have your quilt photographed and shared.

### Secretary

*Cheryl Griffin*

*Do you know of a guild member who would appreciate receiving a sympathy or a get well card? Please phone or email me.*

### Workshops

**January 24, 2025**

*Sheila Keating*



#### **Project Bag with Sue Curran / Small Gift Bag with Katherine Hunter**

There will be a \$10 deposit refundable when you attend the workshop. Participants will have received a list of the materials required; however, kits will also be available from **Sue Curran** at a cost of \$15.00.



The workshop will run from 9 to 4 in the Bronte Community Room at the Halton Regional Police Service Headquarters, 2485 North Service Rd., Oakville (Bronte and QEW).

*Are you a guild member who might be willing to lead a workshop! If you have any questions about what this might involve, please give me a call or speak to me at a guild meeting.*

### Sew Days

*Mindy Hewitt*

We quilters are so lucky to have a cozy hobby like quilting to keep us busy during the winter months! Hopefully Mother Nature cooperates with the weather for these upcoming "winter" Sew Days.

**Fri., January 10th** (Bronte) / **Tues., February 4th** (Bronte) / **\*Tues, March 25th** (Walker's Line)

\*PLEASE NOTE: This is a change from the date in last month's newsletter.

Bronte - Halton Regional Police Service Headquarters, 2485 North Service Rd., Oakville (Bronte/QEW).

Walker's Line - Halton Regional Police Station, 3800 Southamton Blvd., Burlington (Dundas/Walker's Line).

Space is limited, so please email me if you are interested in attending any of these Sew Days.

### Halton Hearts ♥

*Cathy Ashbourne*

*Thank you to everyone who has sewn the neonatal blankets and flannel hearts. Finished items may be dropped off and kits will be available at the January meeting.*

**Member Request:** Please collect pop can tabs which are donated to charity and put toward the purchase of wheelchairs. I will collect them at the January meeting. Many thanks, **Susan Lauzon.**

**Programme**

**January 9, 2025**


**Sue Curran and Sue Williams**



In January we will watch **The Three Dudes Quilt: Easy Quilting with Rob Appell of Man Sewing and Jenny Doan of the Missouri Star Quilt Company** on YouTube via Zoom.

This will be an introduction to **Rob Appell**, a passionate quilter who caught the quilt bug while working in his mother's quilt shop in California.

At February's meeting Rob will "return" as our speaker via Zoom.



*"I love teaching people to sew and quilt. Inspiring creativity is my passion! I got my hands on a needle and thread at a very young age and I've always enjoyed making art. For the past several years I've been blessed to be a textile designer and quilt educator as the host of Man Sewing. Now I teach quilting all around the world."*

Rob Appell

**Up Yur Quilt**

Henley Square Plaza 395 Ontario St, St. Catharines, ON 289-362-1443 UpYurQuilt@gmail.com	Mon, Tue, Thur & Fri 8am-4pm Wed 8am-6pm & Sat 8am-3pm Sunday closed www.UpYurQuilt.ca In store and website shopping
--	--

**Cheryl Laine**  
Longarm Quilting Services  
Quilting Educator

compassquiltcompany.ca  
cheryl@compassquiltcompany.ca

Burlington, Ontario  
289-230-4310

**The Quilt Store.ca**

Now in TWO locations  
To serve you better!

www.thequiltstore.ca

40 -17817 Leslie Street, Newmarket  
1-695 Plains Road East, Burlington

**Guild Members receive 10% off**  
(Regular Priced Items)

accuquilt baby lock Handi Quilter  
**BERNINA** **JANOME**

**Kalidoscope OF QUILTS**

**KAREN PAYTON**

17528 Elginfield Road  
St. Marys, Ontario N4X 1C6  
226-661-4004  
karen@kalidoscopeofquilts.ca  
www.kalidoscopeofquilts.ca

**Judy Lyons**  
Quilt Appraiser & Lecturer

By appointment  
(905) 639-2441  
judy.lyons35@gmail.com

Antique, Traditional  
Contemporary & Art  
Quilts

8	6	1			
	3	6	4		9
9				8	1
	8	3	9	6	
7	2		4	3	9
		5	7	2	8
5	2	1			4
	3	7	5	2	
		2		1	5

## Halton Quilters Guild President's Challenge 2025

*Katherine Hunter*

*This year's challenge involves a little prep before you begin to work on the quilt. At January's meeting please pick up a sudoku puzzle and instruction sheet. The puzzle involves filling the cells with the numbers 1-9. There are nine 3X3 cells. You fill in the numbers so that each number is used ONLY ONCE in each separate line, column, and 3X3 square.*

*You will create nine 9 patch squares according to the puzzle. There are only straight seams in this quilt, no curves or HSTs! The finished flimsy will measure ~ 48" x 48" before the final border (optional).*

### For the quilt you will need:

- 9 different fabrics cut into 9 X 4.5" squares. You should be able to get nine squares from a 4.5" WOF strip. Label each of the 9 fabric piles with the numbers 1-9. It is a good idea to also label a scrap of each fabric with the same numbers 1-9.
- A solid or tone on tone for sashing that will be cut into 3" strips (or your choice for width). For the sashing, 0.75-1 yard should be more than enough.
- Fabric for a border is optional. This can be one of the fabrics used in the puzzle or another one of your choice.

*Keep the puzzle by your side as you construct each 9-patch and when you assemble the flimsy.*

1. Layout your first block according to the first 3X3 cell in the puzzle.
2. Make one block at a time and label it (Block #1, etc.).
3. Your label should be in the same position for each block (e.g. right hand upper corner) so that the orientation of the block remains true to the puzzle.
4. Continue until you have made all 9 blocks.
5. Layout the blocks in order and run a final check that they are in the correct spot.
6. Add 3" sashing in your preferred manner.

*The flimsy must be assembled in order so that the requirements of the puzzle are met – ONLY ONE number in each 9-patch, line, or column. You may wish to add an additional border – width of your choice. Quilt as desired.*

### Final check on rules for Sudoku:

*Use numbers 1-9.*

*Do not repeat any numbers in cells, rows, or columns.*

*Do not guess. Use the process of elimination.*

*I hope you enjoy this challenge. While 9-patch quilts are great, and usually one of the first we teach beginner quilters, the addition of the Sudoku challenge gives it an additional twist.*

*Please bring your finished Sudoku quilts to the first meeting in September 2025 for a parade of quilts. Happy quilting!*



\*\*\*For those of you who would like a additional challenge to the Sudoku quilt, please visit [modafabrics.com/2015/03/sudoku-quilt.html](http://modafabrics.com/2015/03/sudoku-quilt.html)

## Outreach      Quilts bring comfort ... one quilt at a time

### Comfort Quilts

*Sue Curran and Sue Paquette*

*You did it again, Halton Quilters Guild members! You donated items to create over 30 amazing prize baskets for the **Loonie Auction** and then you opened your wallets to try to win one! It was an evening of delicious food and laughter in support of two worthy causes - the **Burlington Food Bank** and the **Compassion Society of Halton**. And thanks to your generosity, over **\$2400** was raised!*

*As always, thank you to everyone who picks up a Comfort Quilt kit, makes a quilt top from their own stash or drops off a completed quilt for donation. The quilts that we make send a message that "someone cares" to members of our community in need. We look forward to updating the running count of Comfort Quilts as we head into the New Year!*

*February is Outreach month so watch for news on a **Comfort Quilt Sewing Day**. We'll let you know the when and where once the information is confirmed!*



**Happy Holidays**  
We wish you a happy and healthy holiday season. Thank you for your support in 2024.

**Whats happening at Kindred Spirits this month:**


- Winter 2025 Class Newsletter - Coming Soon!
- Boxing Week Sale December 27-29

Join our email list and follow us on Facebook so you don't miss the details!

Kindred Spirits is proud to carry these renowned brands:

211 Martindale Road, St. Catharines | www.kindredspiritsquiltco.com | 905-397-9500  
Mon-Sat 9:30-5:30



**COUNTRY CONCESSIONS**  
*Quilt Shop*

**Helping you build your stash for over 20 years!**

35 King St. N. Cookstown  
(Just north of Hot Stacks)

**We can't wait to see you!**

**705-458-4546 | countryconcessions.com**

### Block of the Month

### JANUARY

*Cheryl Griffin and Barbara Laycock*

### HEART (10" square)

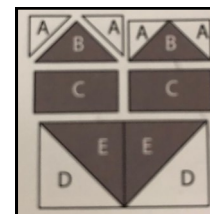
- You will need:**
- |                      |   |
|----------------------|---|
| Colour A (white) (2) | 3 <sup>3</sup> / <sub>8</sub> " x 3 <sup>3</sup> / <sub>8</sub> " squares |
| Colour B (red) (1)   | 6 <sup>1</sup> / <sub>4</sub> " x 6 <sup>1</sup> / <sub>4</sub> " square  |
| Colour C (red) (2)   | 3 x 5 <sup>1</sup> / <sub>2</sub> " squares                               |
| Colour D (white) (1) | 5 <sup>7</sup> / <sub>8</sub> " x 5 <sup>7</sup> / <sub>8</sub> " square  |

**Block of the Month**

- Directions:**
1. Sub cut the Colour A square in half.
  2. Sub cut the Colour B square into 4 triangles. You will need 2 of them.
  3. Sub cut the Colour D square in half.
  4. Sub cut the Colour E square in half.



- Sewing Instructions:**
1. Sew, on the short side, both Colour C pieces together. This is row 2.
  2. Sew the Colour D and Colour E triangles together to make a half square triangle square. Repeat to make 2 in total.
  3. Sew the D & E, E & D squares together. This is row 3.
  4. Sew a Colour A triangle to either side of the Colour B triangle. Repeat to make 2
  5. Sew both of the ABA strips to each other. This is row 1.
  6. Sew all the rows together.




**Ye Olde  
Fabric Shoppe**

Exquisite designer fabrics, patterns and tools to  
delight and inspire your creative side!

[www.yeoldefabricshoppe.com](http://www.yeoldefabricshoppe.com)

327 Erie St (corner of West Gore) 519-273-5773  
Stratford, ON N5A 2N1 yeoldefabricshoppe@rogers.com



**FABRICS QUILTS & MUCH MORE**

3855 Bruce Rd. 4 Hilda Wales  
RR#1 Formosa, ON (519) 392-6046  
5km North of Teeswater [www.sanityhill.ca](http://www.sanityhill.ca)

**HS Hamilton Sewing**

[www.hamiltonsewing.com](http://www.hamiltonsewing.com)

**Guild Members receive  
25% Off Fabric  
Everyday**

michele@hamiltonsewing.com  
1564 Main St. W. Hamilton On Phone 905 527 6794



TEAM **MW**  
Mark Wehrle  
RE/MAX

**Darla  
YOULDON**  
REALTOR®

289-888-1987  
darla@cogeco.ca

**Thread The Needle To Your Perfectly Sized Home!**

**HS Hamilton Sewing**  
1564 Main St. W. & 43 Bigwin Rd.

[hamiltonsewing.com](http://hamiltonsewing.com)



**SINGER** **PFAFF** **JUKI** **Husqvarna VIKING**

**baby lock** **brother** **Handi Quilter** **Grace COMPANY**

*Desiree Thyme and Cathy Lamothe*



## **“Stitches in Our Time” Quilt Show Corner**

**Celebrating 47 years of Quilting and Friendship**  
**May 30th and 31st, 2025**  
**Sheridan Conference Centre**

**NEEDED:** We are looking for a member or two (even better) to oversee a team for the Tea Room. Please talk it over with your HQG friends. After all, “many hands make light work”!

### **TEA ROOM CO-ORDINATOR(S)**

- assess space for scope of tea room/refreshments options (already completed)
- coordinate the purchase of all items for sale: coffee, tea, soft drinks, water, snacks, sandwiches plus the tableware needed
- plan the logistics of selling the food on quilt show days including payments, customer flow and storage/refrigeration
- organize cleanup and dealing with leftover items.

### **REGISTRATION - Jean Decaire**

The link to the online registration form will be sent in late January to those who were guild members as of October 31<sup>st</sup>. Some hard copy forms will be available at the February and March meetings for anyone who is unable to complete the online registration.

### **VOLUNTEERS - Wendy Brick**

*Volunteers help to make our show a success. Your assistance is needed in many areas, including quilt set-up and take-down, tombola, ticket sales, tea room and white glove attendants. Members who plan to enter a quilt in the show are expected to do at least 2 hours of volunteering and will hopefully choose to do more! And other members who do not enter a quilt may also, of course, wish to volunteer! Please plan to sign up on the wall posters at upcoming Guild meetings.*

### **QUILT FAVOUR WORKSHOP - Sue Curran**

Thank you to everyone who participated in one or both of the sew days to make the 1000 (yes, one thousand!) gift cardholders to giveaway at our quilt show!

### **DONATIONS FOR QUILT SHOW PRIZES - Wendy Brick**

*We are planning to have two door-prize baskets, one for each day of the show. These will be filled with small items that our visitors might enjoy. Perhaps you might have something small to donate? Something surplus in your sewing room or a new item you received that could be re-gifted?*

*Here are some examples: fat quarters, charm squares, quilting rulers, rotary cutters, marking pens, scissors, wool mats, thread, patterns, etc. You might also consider some non-quilting items such as ladies socks, pashminas, face or hand cream or even gift certificates. Donated items should be new.*

*Let me know if you have an item to donate or simply drop it into a gift-basket donation bin that will be at every guild meeting starting in January.*

### **TOMBOLA - Sue Paquette and Michelle Shilton**

Thank you to everyone who has brought in items for the Tombola in 2024. We are geared up to start again to collect items at January’s meeting.

*As always, all members are welcome to join us after the general meeting to learn more about the preparations for the Quilt Show!*

***FIVE months and counting until our Quilt Show! Have you chosen your project yet?***



# Halton Quilters Guild Member Challenge Quilt Show 2025

## “Stitches in Our Time”



WOW!! Look at the stunning fabric from **Northcott** for our Quilt Show challenge. This line is so colourful and fun. I will definitely be looking for it in the stores.

From left to right:

Bliss Basics by Northcott Studio

Toscana by Deborah Edwards (Orange Peel) and  
a new line “Boho Blooms” by Deborah Edwards (Navy Leaves).

Fabric packages will be available at the January meeting. You will receive a packet of three fat quarters - one each of the fabrics pictured above. There is a **\$5.00 fee** to participate in the challenge.

The theme of the challenge is “Seasons” and the rules are as follows:

- ◆ The theme is yours to interpret - be creative.
- ◆ The quilt **MUST** use some of each of the fabric in such a way that it is visible - how much or how little is up to you.
- ◆ You may include any other fabrics.
- ◆ The quilt may use any techniques and be embellished in any way.
- ◆ The perimeter of the quilt is not to exceed 80 inches (~200cm).
- ◆ There must be three layers - flimsy, some kind of batting, and a backing.
- ◆ The quilt can be any shape but must be finished with binding, facing or a pillow-style finish. There should be some way to hang the quilt (your choice of hanging sleeve).
- ◆ Odd shaped or multi panelled items should be mounted on black fabric with a sleeve.
- ◆ Please include a label with the title of the quilt and your name. This can be pinned on if you do not want to sew it to the quilt but it must be well fastened to withstand some handling.
- ◆ Please include a short note on your interpretation of 'Seasons'.

The finished quilt should be handed in at the May 1<sup>st</sup> meeting or no later than May 18<sup>th</sup> to **Sue Curran** or **Katherine Hunter**. If you are not handing in at the May meeting, please contact Sue or Katherine to make arrangements to deliver the quilt.



Computerized  
E2E Longarm  
Quilting  
by Sylvia Lamothe  
Burlington, Ontario

[honeybeequiltstudio.ca](http://honeybeequiltstudio.ca)  
✉ [honeybeequiltstudio@gmail.com](mailto:honeybeequiltstudio@gmail.com)



HEATHER STOCK  
519-625-8435  
[heather@thequiltplace.ca](mailto:heather@thequiltplace.ca)  
[www.thequiltplace.ca](http://www.thequiltplace.ca)

*Fabric, Quilting Supplies,  
Ready & Custom Made Quilts*

3991 Perth Rd. 107, Box 223, Shakespeare, ON N0B 2P0



STONEHENGE  
by Linda Ludovico **Gradations**

Northcott is excited to premiere a new and improved **Stonehenge Gradations**, now available in stores. Featuring 70 must-have shades in 13 colorways, this collection is complemented by a new range of Multi Mixers and coordinating Wide Backing. Stonehenge Gradations and Multi Mixers are also available in a wide range of precuts.

Head over to [www.Northcott.com](http://www.Northcott.com) to view the entire Stonehenge Gradations collection, and use the Product Finder to see who carries these basics near you!



Get news from Northcott right to your inbox! Visit [www.northcott.com](http://www.northcott.com) to see the latest news, get free patterns and enjoy sneak peek highlights about upcoming collections and events.

Click on “About Us” and then click on “Contact Us” to sign up for the monthly newsletter.

***Time to fill in your new calendar with the dates for 2025 Quilt Shows!***

March 28 to 29 **Quilt Fever**, Etobicoke QG, Etobicoke  
 April 11 to 12 **Quilts of the Seaway**, Cornwall Quilters Guild, Cornwall  
 April 26 to 27 **Quilted Treasures**, Region of York Quilters Guild, Newmarket  
 June 18 to 21 **Quilt Canada**, Toronto  
 AND of course,  
**May 30 to 31 - our very own Halton Quilters Guild will present STITCHES IN OUR TIME!**

***Wishing our advertisers all the best for 2025!***

**BURLINGTON** **The Quilt Store** 1-695 Plains Rd. East, Burlington / 905-631-0894  
**COOKSTOWN** **Country Concessions** 35 King St. North, Cookstown / 705-458-4546  
**HAMILTON** **Hamilton Sewing** 1564 Main St. West, Hamilton / 905-527-6794  
**PARIS** **Heirloom Treasures** 132 Governors Rd. East, Paris / 519-774-5164  
**SHAKESPEARE** **The Quilt Place** 3991 Perth Rd. 107, Shakespeare / 519-625-8435  
**ST. CATHARINES** **Kindred Spirits Quilt Co.** 211 Martindale Rd., St. Catharines / 905-397-9500  
**ST. CATHARINES** **Up Yur Quilt** 395 Ontario St., St. Catharines / 289-362-1443  
**ST. MARYS** **Kalidoscope of Quilts** 17528 Elginfield Rd., St. Marys / 226-661-4004  
**STRATFORD** **Ye Olde Fabric Shoppe** 327 Erie St., Stratford / 519-273-5773  
**TEESWATER** **Sanity Hill Fabrics** 3855 Bruce Rd. 4, Formosa/Teeswater / 519-392-6046

**BURLINGTON** **Compass Quilt Company** (longarm service) 289-230-4310  
**BURLINGTON** **Honeybee Quilt Studio** (longarm service) [honeybeequiltstudio.ca](http://honeybeequiltstudio.ca)  
**BURLINGTON** **Judy Lyons, Quilt Appraiser** 905-639-2441  
**BURLINGTON** **Sew Tec** (sewing machine repairs) 905-638-3814  
**BURLINGTON** **Darla Youldon, ReMax** 289-888-1987



***Happy New Year! Happy Quilting!***

[www.sewtec.ca](http://www.sewtec.ca) [paul@sewtec.ca](mailto:paul@sewtec.ca)

**Paul Taylor 905-638-3814**

**Heirloom Treasures Creative Sewing Studio**

*Distinctive fabric, notions, patterns and designs to meet all your quilting, machine embroidery and bag making needs*

Find us at 132 Governors Rd. E., Paris, ON N3L 3E1  
 Studio Hours: Wednesday - Saturday 10am - 4pm

519-774-5164 [heirloomtreasures01@gmail.com](mailto:heirloomtreasures01@gmail.com)  
[facebook.com/HeirloomTreasures132](https://www.facebook.com/HeirloomTreasures132)  
[www.heirloomtreasures.ca](http://www.heirloomtreasures.ca)