



Snippets – June 2023



*Halton Quilters Guild -
celebrating 45 years of quilting and friendship!*

June 1, 2023

Meetings are held monthly
on the first Thursday.

**PLEASE NOTE THE
LOCATION**

**Central Arena
Auditorium**

**519 Drury Lane,
Burlington**

**Doors open: 6:30 p.m.
Meeting: 7:00 p.m.**

Guests may join us for \$5.
Send a request via our
Facebook page or email
haltonquilters@gmail.com

**Next Meeting:
September 7, 2023**

In this issue:

- 1-3 Guild Information
- 4-5 Programme
- 6 Knots and Patches
- 7 Workshops
- 8 History
- 10-11 Outreach,
The Tec Files
- 13 Advertiser List
- 14 Quilt Shows



WEBSITE:

www.haltonquiltersguild.ca

EMAIL:

haltonquilters@gmail.com

President's Message

Leann Goodall

It seems so unreal that I am writing my last message of this 45th guild year. I have certainly enjoyed my first year as President. It's been an honour and pleasure to work with a wonderful group of volunteers on the Executive. Some members are staying on, some are taking on new challenges and some are taking a well deserved break. I thank each and every one of you for your years of service to the guild. We cannot survive, much less flourish, without you. And thank you for helping me survive my first year as President!

Desiree Thyme and Cathy Lamothe, our Co-Convenors for the Quilt Show, have been very busy and will have a report at our June meeting.

REMEMBER: Once again we will be meeting at the **Central Arena Auditorium** (Central Recreation Centre, 519 Drury Lane, Burlington – beside the Burlington Senior's Centre). This year's June Potluck has a theme - **Picnic in the Park**. Remember- no hot foods and bring your own beverages. It is going to be a fun evening!

Please bring your President's Challenge Quilt (Inspiration: our 45 year anniversary - Sapphire) to the June meeting **by 6:30 pm** for judging.

Leann

What to bring to the June meeting:

Your name tag

\$40 to renew your membership

Sew and Share

NO free table

Outreach - Comfort Quilts and Halton Hearts

\$\$ for the 50/50 Draw (Ticket sales close at 7 p.m.)

President's Challenge: Bring by 6:30 p.m. for judging.

Quilter's Strip Poker: Bring 10 to 12 2.5" X WOF strips.

Picnic in the Park Potluck (see p. 4)

Please bring cold foods such as finger sandwiches, meat or cheese platters, salads (leafy, tabouli, quinoa), veggies with dip, and desserts.

Please bring your own drink, dishes and cutlery.

Label foods as gluten-free, nut-free, dairy-free.

Label your serving dishes and utensils.

Newsletter Deadline

An advertiser issue is planned for the summer. The next HQG newsletter will be in September. Deadline: **August 24th.**

Newsletter Distribution

Email: Please let us know if you have any issues getting your copy of Snippets.

Website: Past issues are available on the guild website.

www.haltonguildersguild.ca

Patti Wiggs

Advertising Rates

Business card	\$ 120 / yr.
3 1/2" by 2"	\$ 15 each
Quarter page	\$ 240 / yr.
3 1/2" by 4 3/4"	\$ 30 each
Half page	\$ 320 / yr.
7 1/2" by 4 3/4"	\$ 40 each
Full page	\$ 440 / yr.
7 1/2" by 9 1/2"	\$ 55 each

When visiting our advertisers, please let them know you saw their ad in this newsletter!

Susan Atherton

Editor / Advertising Co-ordinator
haltonguildersguild@gmail.com

Halton Quilters Guild 2022 - 2023

Officers of the Executive

President	Leann Goodall
Vice-President	Katherine Hunter
Secretary	Wendy Rajotte
Treasurer	Dianne Goldsmith
Past President	Darla Youldon

Committee Chairs

50 / 50 Draw	Patricia Phillips and Susan Carter
Block of the Month	Janet Fisher and Sheila Keating
Email Distribution	Patti Wiggs
Membership	Marilyn McKague, Debbie Biller and Donna Anthony
New Members	Sue Curran
Newsletter / Advertising	Susan Atherton
Outreach (Comfort Quilts)	Kay Boyd and Sue Curran
Outreach (Neonatal)	Ermy Akers and Pamela Simons
Outreach (Quilts of Valour)	see page 6
Photographer / Historian	Desiree Thyme
Programme	Cheryl Laine
Social	Katalin Lawford and Ellen Marshall
Social Media (Facebook)	Cheryl Laine and Susan Atherton
Social Media (Website)	Susan Atherton
Workshops / Quilt Along	Katherine Hunter
Sew Days	Mindy Hewitt
Quilt Show	Cathy Lamothe and Desiree Thyme
Co-Convenors	

2023/2024 Executive and Committee Positions

THANK YOU to those members who have volunteered on the Executive and Committees these past few years and to the volunteers who are assuming new roles this coming year.

I am happy to confirm that we have a full slate of Executive positions filled. We are still looking to fill our vacant Photographer position and have several areas on committees where we could use extra hands and minds. We will contact those of you who have expressed an interest to help on a committee and would love to hear from any others who would like to participate.



Please contact Past President, Darla Youldon, if you would like to become involved with any of the committees.

Membership

Marilyn McKague, Debbie Biller and Donna Anthony

It's Time to Renew! NEW YEAR - SAME PRICE- \$40.00!

129

Here's How:

CHEQUE: Bring a cheque to the June meeting with a note to update any information as needed.

CASH: Please put the \$40.00 in an envelope and give it to a Membership committee member, along with any updates to your information,

ETRANSFER: Etransfer \$40.00 to haltonquilters@gmail.com. Please indicate "membership" in the message line so our finance department keeps things straight, LOL. If you have information that needs updating, send an email to **Deb Biller** who maintains our membership list.

As has been our tradition, the names of members who renew in May or June will be entered into a draw for a complimentary membership for the 2024/25 guild year.

PLEASE REMEMBER to sign in at the tables for our attendance records, wear a name tag so our new members can get to know you and pick up your door prize ticket as you enter.

In May we welcomed **Marsha Sharp** and **Cathy Floyd**, bringing our membership total to **129!** We know you will be sure to make our new members feel welcome.

REMEMBER:
IF YOU RENEW
BY JUNE 30th,
your name will go
into a draw for a
complimentary
2024/25 membership!

HQG "Snips"

50/50 Draw Congratulations to Donna Anthony who won \$105.00 at the May meeting. Tickets are 2 for \$1, 5 for \$2 and 20 for \$5! Remember ... Tickets sales now close at 7 p.m.

Best of luck to everyone!

Patricia Phillips and Susan Carter

Sew and Share Photos of items presented at Sew and Share are posted to the HQG website and its Facebook page for members. If you do not wish to have your quilt photographed and shared, please mention this as you are presenting your quilt.

Desiree Thyme

Secretary Know of a guild member who would appreciate receiving a sympathy or get well card?

Please contact me via email or phone.

Wendy Rajotte

Membership List Do you want to get in touch with a guild member or one of the Executive over the summer? Find this information in your HQG Membership List. Please remember to keep your own information on the list updated!

Membership Committee

Block of the Month Congratulations to Donna Anthony who won 26 blocks at the meeting in May.

Thank you to those who participated in the BoM this year.

Janet Fisher and Sheila Keating

Sew Days

June 15, July 20 and August 10

As we all look forward to the lazy, hazy days of summer, we quilters have no problem getting in out of the heat to sew ... and chat ... and sew! The next days are all Thursdays from 9 am to 4 pm (except August until 3 pm). Please let me know if you plan to join us!

(District 3 Police Station, 3800 Constable Henshaw Blvd., Burlington)

Mindy Hewitt



"Never underestimate the value of a volunteer.

Noah's Ark was built by volunteers;

The Titanic was built by professionals!" (Unknown)

Programme

Picnic in the Park - June 1, 2023

Cheryl Laine

Our June meeting will be a Picnic Potluck! As we won't have electricity to keep things hot, think cold foods such as finger sandwiches, meat or cheese platters, salads (leafy, tabouli, quinoa), veggies with dip, and naturally desserts. I'm sure you all will be most creative for this special Potluck!

- Plan to bring enough food to serve 10 to 12 people to ensure some choice for the final groups lining up at the buffet.
- Please label your serving dishes and utensils.
- Please label any special features of your dish (gluten free, nut free, dairy free) to help those members with dietary limitations / allergies / sensitivity.

**Dinner starts
at 7:00 p.m.**

**Please bring your
own drink, dishes
and cutlery.**

I hope you have enjoyed the many speakers from near and far over the past several years, both on Zoom and more recently in-person. Wednesday's "Stitch and Chat" will resume in the fall.

Editor: *Thank you, Cheryl, for finding interesting speakers while stepping up to the challenge of dealing with Zoom and hybrid meetings these past few years!*

Quilters' Strip Poker

Katherine Hunter

June is here and with it comes the last meeting of this guild year. Winding it up with food, stories, Sew and Share and fellowship reminds us how fortunate we are to have the freedom to gather, to complain, and to celebrate.

In the spirit of celebration, we will be playing (Quilters') Strip Poker. Please bring ten to twelve (10 to 12) 2.5" X WOF strips with you to the meeting. If you forget or cannot find fabric in your stash for these strips, we will have some extra at the meeting.

Here are the rules for the game.

Quilter's Strip Poker

To begin, all players put 1 strip in the centre of the table.

Players take turns clockwise rolling the die once for each turn.

C = Player puts 1 strip in CENTRE of table

L = Player gives 1 strip to player on her LEFT

R = Player gives 1 strip to player on her RIGHT

X = Player LOSES ONE TURN

Star = Playeer TAKES ALL the strips from the centre; then play begins again.

Continue playing until the whistle sounds.

Move to another table taking alll your strips with you.

Loonie Auction

Sue Curran and **Sue Williams**, 2023/24 Programme Coordinators

The Loonie Auction was very successful last year - lots of fun with great prizes to be won! This coming December we will run the Loonie Auction in place of the Penny Sale. So think of this summer as a great time to fine tune your sewing area and purge items from the rest of the rooms in your home!

*Starting in September please bring your donations for the Loonie Auction. By bringing them in early, this will allow us to organize and 'basket' them well before the December meeting. Many thanks for your continued support of this worthwhile fundraiser for the **Burlington Food Bank**.*

(Editor: Having items in BEFORE the December meeting is a great idea. More relaxing for everyone!)





drunkardspath.com
support@drunkardspath.com
519-871-6418

facebook.com/drunkardspathquiltshop
instagram.com/drunkardspath
twitter.com/DrunkardPath
youtube.com/@drunkardspath
tiktok.com/@drunkardspathquiltshop



HEATHER STOCK
519-625-8435
heather@thequiltplace.ca
www.thequiltplace.ca

**Fabric, Quilting Supplies,
Ready & Custom Made Quilts**

3991 Perth Rd. 107, Box 223, Shakespeare, ON N0B 2P0



Hamilton Sewing
www.hamiltonsewing.com

**Quilt Members receive
25% Off Fabric
Everyday**

michele@hamiltonsewing.com
1564 Main St. W. Hamilton On Phone 905 527 6794

Hamilton Sewing Special



Handi Quilter AMARA

10 or 12
Foot Framed
On Sale
Now!

Experience quality, precision, and a world of quilting possibilities.

From baby quilts to king-size, the HQ Amara is the perfect fit for your style of quilting.

1564 Main Street West Hamilton On. - 905 527 6794 - hamiltonsewing.ca

Knots and Patches

Katherine Hunter

Here comes the close of an almost 'normal' quilt year, with lots of learning around hybrid meetings, microphones, scheduling, and change of venue. Hopefully, by the time you read this, we may have secured a facility for our quilt show in 2024.

Now I have been sewing a long time. I have to stop every now and then and remind myself just how old I am! As a student, I have done inset pockets, zippers, pleated trousers, doll clothes and more; moving on I made shirts for Bill and smocked dresses and bishop's robes for my children. Quilting began shortly after I had Meaghan and my first quilt was a tremendously horrid stretch knit patchwork (tied, not quilted) for my mom's king-sized bed – she was oh so gracious and kept it on her bed for many years. (Editor: Truly a mother's love knows no bounds, Katherine!)

So I consider myself to be a good technician when I assemble my quilts and I do check and recheck placement and direction as I go along. However, I still make mistakes and some are really pathetic - RS to WS, sewing on the long side instead of the short side, cutting on the wrong diagonal, etc.



*When preparing the Show and Tell for the students in the Canada 150 school project, I decided to take some photos. Imagine my horror when I looked at the picture of the **Hunter Star*** quilt and found a mistake in the upper right quadrant. I was so very careful when I laid out the blocks. Now remember, I had been in possession and admiring this quilt for many months and never saw the mistake.*


*When **Sue Atherton** arrived, I asked her to find the mistake. She did ... in the lower left quadrant! My desolation knew no end. (Editor: I still laugh about it!)*

Many thanks to **Tasha Yhard for her wonderful workshop on the Hunter Star which will be repeated in 2024.*



So you would think I had learned my lesson.

Trying different patterns for a mystery quilt project for the guild, I came across the 'Whirlygig' (I apologize as I can't remember the credit for this pattern). After making it, I decided there were far too many HSTs and hung it in the quilting room. For two weeks I went in and out, admiring the quilt. Then one day I noticed that I had put one square in the quilt the wrong way. And to think, I was so careful when I made this quilt, checking and rechecking that I had the directions correct.



Carpenters have a good rule to "check twice, cut once". As Allan Curtis says, "Mistakes are simply unexpected learning opportunities". And Bob Ross, a favourite artist of ours and many others, saw mistakes as 'Happy Accidents'.

When my young students were working with watercolours to create landscapes for their books, happy accidents would sometimes create ice worlds and deserts that were totally unexpected. "Happy Accidents" sometimes lead us to new and exciting designs, manipulating our fabric in ways we would not have thought of and creating blocks that magically make wonderful quilts when they are assembled and the lines flow in unexpected patterns.

Have a wonderful summer. Happy sewing.

Katherine

Workshops 2023/24

Katherine Hunter

Workshops have been successful this year and the lineup for next year promises to stretch our skills (well...mine anyway!) and be great fun.

While the dates have not been confirmed, our enthusiastic instructors have. Here is the tentative lineup for the 2023/2024 guild year. Instructors, projects, and dates are subject to change due to unforeseen complications.

All workshops, unless otherwise noted in Snippets, will take place in the Police Community Room at 2 District Police Services, 95 Oak Walk Drive in Oakville (Dundas and Sixth Line).

September: Christmas ornament- picot ribbon

October: Rope Bowls

November: Mesh Bag

December: Cathedral Window Ornament

January: Cardinal Collage/Fabric Postcards

February: Project Bag

March: Disappearing Blocks

April: Hunter Star Quilt

May: Paper Piecing

June: English Paper Piecing

Have a great summer.

See you in September!

PLEASE NOTE: The Christmas Ornament workshop scheduled for June 22nd has been postponed until September. The workshop for June 22nd will be a variety of scrappy blocks. Come to work on the scrap blocks or use this time as a Sew Day and bring your own projects.

The
Quilt
Store.ca



**Now in TWO locations
To serve you better!**

www.thequiltstore.ca

40 -17817 Leslie Street, Newmarket
1-695 Plains Road East, Burlington

Guild Members receive 10% off
(Regular Priced Items)

accuquilt

baby lock

Handi Quilter
Designed by a Quilter, for Quilters.
JANOME

BERNINA

KINDRED SPIRITS

EST. QUILT CO. 2010

Quilt Shop & Sewing Store

211 Martindale Road, St. Catharines

905-397-9500

Fabric - Machines - Classes - Events

Shop online at:

www.kindredspiritsquiltco.com

baby lock


FOR THE LOVE OF SEWING

Handi Quilter

Designed by a Quilter, for Quilters.

accuquilt

better cuts, made better quilts



FABRICS QUILTS & MUCH MORE

3855 Bruce Rd. 4
RR#1 Formosa, ON
5km North of Teeswater

Hilda Wales
(519) 392-6046
www.sanityhill.ca

SNIPPETS FROM OUR PAST

Desiree Thyme and Susan Atherton

TEN YEARS NOW AND COUNTING

*I just noticed that the guild meets on the **third** Thursday of each month and the Holiday Socials were held in November as there were no meetings in December.*



1986/87 (121 members) The membership fee was increased to \$15. The fine for not wearing a name tag was increased from a nickel to 25 cents.

The annual spring bus trip took members to the London area for the day.

In February a buffet banquet was planned at the Tyandaga Banquet Hall to celebrate the guild's **Tenth Anniversary**. Several members handcrafted sachets as favours for everyone in attendance, and baskets of sewing goodies were the table centrepieces.

Members were asked to help update the Quilt Shop directory that had been started a few years before.

Our **ninth Quilt Show** (3 days) moved to the **River Oaks Recreation Centre** (Sixth Line) with the admission raised to \$2.00 per person. Once again, quilt displays in the Tex-Styles store window and Oakville Library advertised the show, and the Etobicoke Quilt Guild lent us their quilt racks. Paid attendance was 1048, down from past years.

(Woohoo! I finished the first binder. Just ten binders left to go!)

1987/88 (120 members) Guild members contributed to "**POT LUCK**", a recipe book made available for a nominal cost of \$2.50 to cover expenses. *(Wonder if anyone still has one?)*

In November the guild held a dessert and tea Christmas social along with a \$3 max gift exchange. *(Imagine doing a gift exchange with that many people! I wonder if it turned into a fabric exchange. After all, what else would quilters like for a gift!)*

In February members participated in a **Charm Quilt Fabric Exchange**, with each quilter making 20 packages of 25 different 100% cotton print 5" squares (pre-washed and cut on the straight-grain). In return each participant would receive 500 different 5" squares!

The annual spring bus trip took members to Port Dover in the morning with an afternoon visit to the Jordan Quilt Show (Niagara Heritage Quilters Guild).

The **tenth Quilt Show** (3 days) at River Oaks saw attendance increase to 1,763 visitors! This year the quilt racks were rented from the Mississauga Quilter's Guild. It was felt that the rental of a box sign advertising the show drew in many visitors as well as helped make the location easier to find.

In June the Executive decided that the Guild would contact the Canadian Quilter's Association with the idea of hosting a future Quilt Canada! *(Wow! I will be watching for more to follow.)*

"For the first time the Guild is planning to continue the monthly meetings during July and August. These summer meetings will be in the form of an informal 'sew and chat' evening in the cafeteria at Queen Elizabeth Park School, as it's air-conditioned!" As a follow up to this discussion, it was decided that, rather than offer so many workshops next year, there would also be these "sewing meetings" for a nominal fee to cover the room rental. *(Sounds like our Workshop and Sew Days, except lucky for us, **Katherine Hunter** found us free locations!)*

The Bicentennial Quilt *I heard back from the Burlington Public Library. They have the quilt stored in their Burlington History Room. Over the summer I am hoping to track down the **Historical Quilt** which was presented to the Oakville Historical Society in 1983/4.*

**Ye Olde
Fabric Shoppe**

Exquisite designer fabrics, patterns and tools to
delight and inspire your creative side!

www.yeoldefabricshoppe.com

327 Erie St (corner of West Gore) 519-273-5773
Stratford, ON N5A 2N1 yeoldefabricshoppe@rogers.com

**COUNTRY
CONCESSIONS
Quilt Shop**

Helping you build your
stash for over 20 years!

35 King St. N. Cookstown
(Just north of Hot Stacks)

We can't wait to see you!

705-458-4546 | countryconcessions.com

Compass Quilt Company

Computerized Longarm Services
www.compassquiltcompany.ca

Cheryl Laine Burlington, ON. 289-230-4310
cheryl@compassquiltcompany.ca

**Heirloom Treasures
Creative Sewing Studio**

Distinctive fabric, notions, patterns and designs to meet all
your quilting, machine embroidery and bag making needs

Find us at 132 Governors Rd. E., Paris, ON N3L 3E1
Studio Hours: Wednesday - Saturday 10am - 4pm

519-774-5164 heirloomtreasures01@gmail.com
[facebook.com/HeirloomTreasures132](https://www.facebook.com/HeirloomTreasures132)
www.heirloomtreasures.ca

Hamilton Sewing Specials!

**BABY LOCK
SEWED**

In Stock!

**\$469
Value**
*Does not include
machine price

Hamilton Sewing
www.hamiltonsewing.com

Quilt Members receive
25% Off Fabric
Everyday

michele@hamiltonsewing.com
1564 Main St. W. Hamilton On Phone 905 527 6794

You started your quilt, and now you can finish it with the Baby Lock Gallant.
Packed full of features, the Gallant is just what you need to complete any quilting project.

1564 Main Street West Hamilton On. - 905 527 6794 - hamiltonsewing.ca

Outreach

Quilts bring comfort ... one quilt at a time



One common thread among quilt guilds is the Outreach Committee which is responsible for providing quilts to those in need of comfort. The gift of a quilt brightens the bad days and acts as a comforting reminder of the kindness of others.

An important aim and objective of our guild is to "**participate in community projects**". We have a proud history of making these "comfort quilts" and providing an important service to our community, donating quilts to local groups who make a difference and to individuals in need of comfort.

Comfort Quilts

Kay Boyd



What a wonderful guild year we have had. Since September we have received 153 comfort quilts. Thank you to the many talented members who worked on these quilts ... preparing the fabric for the kits, piecing the quilt top, quilting and binding the finished quilt. The quilts were very beautiful, and it is obvious that much care has gone into making them.

*These quilts have been distributed to our community charity partners: **Blankets of Love** (Mental Health Unit at Joseph Brant Hospital), **Carpenter Hospice**, **Halton Children's Aid Society**, **Joseph Brant Hospital - Respiratory Unit**, **Compassion Society of Halton**, and **Shifra House**. All these wonderful organizations have been very appreciative of our donations.*


*We also received 2 wonderful quilts that were won and donated by guild members **Valerie Bennett** and **Sherry Nodwell**. These quilts were donated specifically for two charities to auction during a fundraiser night.*

*Our **Comfort Sew Day** in February was a big success, and great fun as well as we focused on three yard quilts.*

Sue Curran

*A big thank you to all the members who volunteered to help with the quilt for **Carpenter Hospice**. Your donations of fabric, time and skills led to the completion of this very special project. The staff at Carpenter Hospice are very appreciative of the efforts of our Guild and cherish the one we made for them last year.*

There will be comfort quilt kits available for pick up at the June meeting - for piecing, quilting or binding - your choice! . Please consider picking up a kit to complete during the summer.



Thank you so very much!


Halton Hearts

Ermy Akers and **Pamela Simons**

Thank you to everyone who made flannel hearts over this past guild year. Over **350 "Halton Hearts"** were delivered to the neonatal intensive care units at Joseph Brant and McMaster's Children's Hospitals. The families and nurses are so grateful as these special hearts allow the parents and their babies to stay connected until the infants are well enough to go home.

*Thank you for your help and love in making these very special hearts
... helping all those little ones DEFY THE ODDS*





Comfort Quilts



The Tec Files

Guild member **Paul Taylor** of **Sew Tec** wrote his first monthly column for Snippets in October 2021, delighting us with his expert advice given with a good dose of humour. I expect that, like me, many guild members had an “aha” moment reading them.

Here is a list of the columns to reference. Here's hoping Paul may find some “material” (sorry, I couldn't resist) and write some more columns in the fall. If you have any suggestions, please email them to Paul at paul@sewtec.ca.



Paul Taylor 905-638-3814

October 2021 / #1

November 2021 / #2

December 2021 / #3

February 2022 / #4

March 2022 / #5

May 2022 / #6

June 2022 / #7

October 2022 / #8

Do as I Say, Not as I do!

Bobbinism (Part 1) - Bent Bobbins

Bobbinism (Part 2) - The Case of the Disappearing Bobbin

A Stitch in Place Saves Face (1/4" seam)

Please Don't Feed the Dogs!

Coping With Stress (aka Tension)

If Your Sewing Machine Were a Car (when to service)

Preparing Your Machine for Service



ESSENTIALS

Banyan Batiks Essentials: Banyan BFFs & Shadows

The Banyan Batiks Essentials range features six ongoing reorderable lines that will make a perfect addition to your customers' batik projects.

Shown here are Banyan BFFs, featuring a beautiful design in 48 vibrant multicolor options and Shadows, which offers a soft, subtle watercolor effect.

View the entire range of Essentials at www.banyanbatiks.com. Use the Product Finder to find your favorite Essentials at a store near you!



Get news from Northcott right to your inbox! Visit www.northcott.com to see the latest news, get free patterns and enjoy sneak peek highlights about upcoming collections and events. Click on "About Us" and then click on "Contact Us" to sign up for the monthly newsletter.

Want to put some SPRING in your step? Buy FABRIC!

BURLINGTON
COOKSTOWN
HAMILTON
PARIS
SHAKESPEARE
ST. CATHARINES
ST. CATHARINES
ST. MARYS
STRATFORD
TEESWATER
ONLINE NEW!

The Quilt Store 1-695 Plains Rd. East, Burlington / 905-631-0894
Country Concessions 35 King St. North, Cookstown / 705-458-4546
Hamilton Sewing 1564 Main St. West, Hamilton / 905-527-6794
Heirloom Treasures 132 Governors Rd. East, Paris / 519-774-5164
The Quilt Place 3991 Perth Rd. 107, Shakespeare / 519-625-8435
Kindred Spirits Quilt Co. 211 Martindale Rd., St. Catharines / 905-397-9500
Up Yur Quilt 395 Ontario St., St. Catharines / 289-362-1443
Kalidoscope of Quilts 17528 Elginfield Rd., St. Marys / 226-661-4004
Ye Olde Fabric Shoppe 327 Erie St., Stratford / 519-273-5773
Sanity Hill Fabrics 3855 Bruce Rd. 4, Formosa/Teeswater / 519-392-6046
Drunkard's Path Quilt Shop, see ad for contact information, 519-871-6418

OTHER SERVICES:

BURLINGTON **Compass Quilt Company** (longarm service) 289-230-4310
BURLINGTON **Kay's Quilting & Long Arm Service** H 905-332-0363 / C 289-439-2388
BURLINGTON **Honeybee Quilt Studio** (longarm service) honeybeequiltstudio.ca
BURLINGTON **Judy Lyons, Quilt Appraiser** 905-639-2441
BURLINGTON **Sew Tec** (sewing machine repairs) 905-638-3814
BURLINGTON **Darla Youldon, ReMax** 289-888-1987



TEAM MW
 Makela Winifred
Darla YOULDON
 sales representative
 289-888-1987
 darla@cgccn.ca

Dreaming of your next home with a quilting room?
 I can help you make the move!

honeybee
 QUILT STUDIO

Computerized
 E2E Longarm
 Quilting
 by Sylvia Lamothe
 Burlington, Ontario

honeybeequiltstudio.ca
 ✉ honeybeequiltstudio@gmail.com

Up Yur Quilt

Henley Square Plaza
 395 Ontario St, St. Catharines, ON
 289-362-1443
UpYurQuilt@gmail.com
www.UpYurQuilt.ca
 Tue, Thur & Fri 8am-4pm
 Wed 8am-6pm & Sat 8am-3pm
 Sun/Mon closed
 In store and website shopping.

Judy Lyons
 Quilt Appraiser & Lecturer

By appointment
 (905) 639-2441
judy.lyons35@gmail.com

Antique, Traditional
 Contemporary & Art
 Quilts

Kalidoscope
 OF QUILTS

KAREN PAYTON



17528 Elginfield Road
 St. Marys, Ontario N4X 1C6
 226-661-4004
karen@kalidoscopeofquilts.ca
www.kalidoscopeofquilts.ca

HQG Members! If you attend any of these quilt shows, please tell us about it ... the venue, the quilts, the vendors, the atmosphere. Photos would be awesome, too.

Or perhaps you might share some of the "Do's and Don'ts" of what you saw with our Quilt Show Co-Convenors, **Desiree Thyme** and **Cathy Lamothe**. There are so many good ideas out there!

Upcoming 2023 Quilting Events

- June 2 to 3** Water Under the Bridge Quilt Show, Sarnia QG, Point Edward
June 2 to 3 Muskoka Quilts from the Heart Quilt Show, Pine Tree QG, Bracebridge
June 2 to 4 Quilts Kingston 2023, Limestone QG and Kingston Heirloom QG, Kingston
June 3 NEW! Quilts and Quilted Treasures Driveway Sale, Pieceful Night Quilters' Guild, Toronto
June 3 to 4 Behind the Seams Quilt Show, Trent Valley QG, Brighton
June 8 to 10 Quilt Canada 2023, Halifax, N.S.
June 10 to 11 Stitching Among Friends, Quilting Corners Guild, Alliston
June 16 to 17 Stitches in Bloom, Chatham-Kent QG, Chatham



- July 7 to 8** Quilts on the Tay Quilt Show, Lanark County QG, Smiths Falls
July 8 to 9 A Stitch in Time 2023 Quilt Show, Prince Edward County QG, Wellington
Sept. 7 to 9 Northern Quiltfest, The Quilting Barn, Earleton (north of North Bay)
Sept. 8 to 9 NEW! Buckhorn Area Quilter's Guild Quilt Show, Buckhorn
Sept. 8 to 9 London Modern Quilt Guild Quilt Show, London Modern QG, London
Sept. 15 to 17 NEW! Simcoe County Quilt, Rug and Artisan Fair, Simcoe County Museum, Minesing
Sept 19 to 23 NEW! Quilts of Dufferin Display by the Dufferin Piecemakers Quilting Guild, 2023 International Plowing Match and Rural Expo, Bowling Green
Oct. 28 to 29 NEW! Twisted 2023 Quilt Show, Twisted Stitchers Quilt Guild, Ajax